

## Daily Direct Steer and Heifer Slaughter Cattle Summary

For Trade on:

Tuesday, December 28, 2021

<a href="#">LM CT100</a>	<b>5-AREA</b>	<a href="#">LM CT109</a>
<b>Neg. Cash Volume:</b>	50,756	<b>Dressed Formula Vol:</b> 36,387
<b>Live Steer Avg:</b>	\$139.96	<b>Steer/Heifer Avg:</b> \$221.40
<b>Live Heifer Avg:</b>	\$139.83	<b>Dressed Neg. Grid Vol:</b> 2,706
<b>Dressed Steer Avg:</b>	\$220.81	<b>Steer/Heifer Avg:</b> \$222.53
<b>Dressed Heifer Avg:</b>	\$221.23	<b>TOTAL VOLUME:</b> <b>89,849</b>
<a href="#">LM CT106</a>	<b>TOTAL WK TO DATE VOLUME:</b>	<b>134,090</b>
<b>Committed:</b>	<b>129,328</b>	<b>Delivered:</b> <b>73,261</b>

<a href="#">LM CT118</a>	<b>TX-OK-NM</b>	<a href="#">LM CT109</a>
<b>Neg. Cash Volume:</b>	0	<b>Dressed Formula Vol:</b> 9,906
<b>Live Steer Avg:</b>	N/A	<b>Steer/Heifer Avg:</b> \$217.59
<b>Live Heifer Avg:</b>	N/A	<b>Dressed Neg. Grid Vol:</b> 0
<b>Dressed Steer Avg:</b>	N/A	<b>Steer/Heifer Avg:</b> N/A
<b>Dressed Heifer Avg:</b>	N/A	<b>TOTAL VOLUME:</b> <b>9,906</b>
<a href="#">LM CT106</a>	<b>TOTAL WK TO DATE VOLUME:</b>	<b>18,756</b>
<b>Committed:</b>	<b>33,573</b>	<b>Delivered:</b> <b>16,422</b>

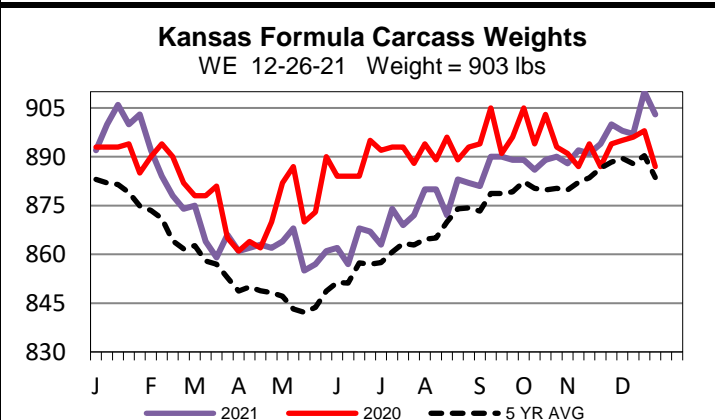
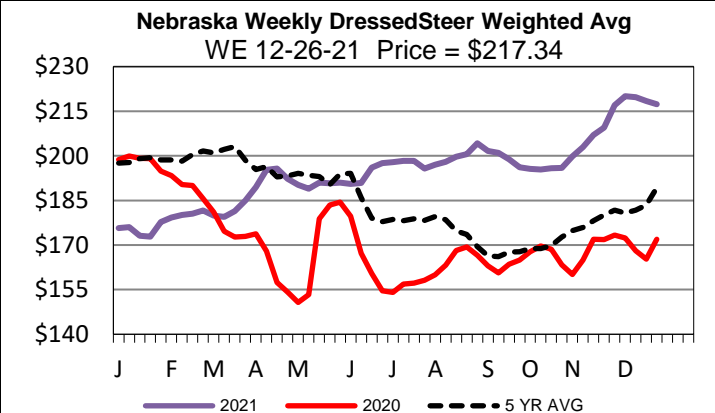
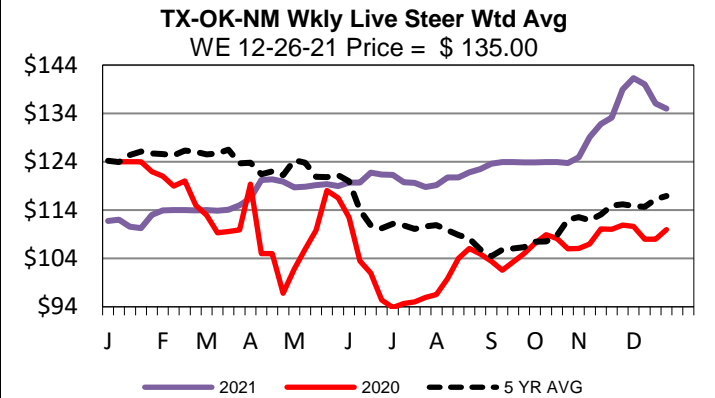
<a href="#">LM CT121</a>	<b>KANSAS</b>	<a href="#">LM CT109</a>
<b>Neg. Cash Volume:</b>	197	<b>Dressed Formula Vol:</b> 11,141
<b>Live Steer Avg:</b>	N/A	<b>Steer/Heifer Avg:</b> \$219.82
<b>Live Heifer Avg:</b>	N/A	<b>Dressed Neg. Grid Vol:</b> 113
<b>Dressed Steer Avg:</b>	\$222.00	<b>Steer/Heifer Avg:</b> \$223.12
<b>Dressed Heifer Avg:</b>	N/A	<b>TOTAL VOLUME:</b> <b>11,451</b>
<a href="#">LM CT106</a>	<b>TOTAL WK TO DATE VOLUME:</b>	<b>35,224</b>
<b>Committed:</b>	<b>25,301</b>	<b>Delivered:</b> <b>20,842</b>

<a href="#">LM CT124</a>	<b>NEBRASKA</b>	<a href="#">LM CT109</a>
<b>Neg. Cash Volume:</b>	25504	<b>Dressed Formula Vol:</b> 7,056
<b>Live Steer Avg:</b>	\$139.76	<b>Steer/Heifer Avg:</b> \$229.70
<b>Live Heifer Avg:</b>	\$139.56	<b>Dressed Neg. Grid Vol:</b> 1,694
<b>Dressed Steer Avg:</b>	\$220.67	<b>Steer/Heifer Avg:</b> \$223.09
<b>Dressed Heifer Avg:</b>	\$221.39	<b>TOTAL VOLUME:</b> <b>34,254</b>
<a href="#">LM CT106</a>	<b>TOTAL WK TO DATE VOLUME:</b>	<b>40,746</b>
<b>Committed:</b>	<b>37,358</b>	<b>Delivered:</b> <b>19,372</b>

<a href="#">LM CT134</a>	<b>COLORADO</b>	<a href="#">LM CT109</a>
<b>Neg. Cash Volume:</b>	0	<b>Dressed Formula Vol:</b> 6,196
<b>Live Steer Avg:</b>	N/A	<b>Steer/Heifer Avg:</b> \$220.66
<b>Live Heifer Avg:</b>	N/A	<b>Dressed Neg. Grid Vol:</b> 549
<b>Dressed Steer Avg:</b>	N/A	<b>Steer/Heifer Avg:</b> \$223.30
<b>Dressed Heifer Avg:</b>	N/A	<b>TOTAL VOLUME:</b> <b>6,745</b>
<a href="#">LM CT106</a>	<b>TOTAL WK TO DATE VOLUME:</b>	<b>8,764</b>
<b>Committed:</b>	<b>5,069</b>	<b>Delivered:</b> <b>5,908</b>

<a href="#">LM CT137</a>	<b>IA-MN</b>	<a href="#">LM CT109</a>
<b>Neg. Cash Volume:</b>	25,055	<b>Dressed Formula Vol:</b> 2,158
<b>Live Steer Avg:</b>	\$140.11	<b>Steer/Heifer Avg:</b> \$222.06
<b>Live Heifer Avg:</b>	\$140.18	<b>Dressed Neg. Grid Vol:</b> 350
<b>Dressed Steer Avg:</b>	\$221.06	<b>Steer/Heifer Avg:</b> \$218.40
<b>Dressed Heifer Avg:</b>	\$220.91	<b>TOTAL VOLUME:</b> <b>27,563</b>
<a href="#">LM CT106</a>	<b>TOTAL WK TO DATE VOLUME:</b>	<b>30,855</b>
<b>Committed:</b>	<b>28,027</b>	<b>Delivered:</b> <b>10,717</b>

For Tuesday negotiated cash trading and demand were light to moderate in Nebraska and the Western Cornbelt. Compared to last week in Nebraska live purchases traded 5.00 higher at 140.00 and dressed purchases traded 3.00 to 4.00 higher from 220.00-222.00. In the Western Cornbelt compared to last week live purchases traded 2.00 higher at 140.00 and dressed purchases traded 3.00 to 5.00 higher from 220.00-222.00. Negotiated cash trading in the Southern Plains was at a standstill. Last week in the Southern Plains live purchases traded at 135.00.



## USDA Livestock, Poultry and Grain Market News

St. Joseph, Missouri

Phone: 816-676-7000

[stjoe.lpgmn@ams.usda.gov](mailto:stjoe.lpgmn@ams.usda.gov)