

Daily Direct Steer and Heifer Slaughter Cattle Summary

For Trade on:

Tuesday, December 21, 2021

LM CT100	5-AREA	LM CT109
Neg. Cash Volume:	8,693	Dressed Formula Vol: 32,575
Live Steer Avg:	\$135.07	Steer/Heifer Avg: \$225.40
Live Heifer Avg:	\$135.00	Dressed Neg. Grid Vol: 2,210
Dressed Steer Avg:	\$215.00	Steer/Heifer Avg: \$222.83
Dressed Heifer Avg:	N/A	TOTAL VOLUME: 43,478
LM CT106	TOTAL WK TO DATE VOLUME:	108,690
Committed:	65,200	Delivered: 68,518

LM CT118	TX-OK-NM	LM CT109
Neg. Cash Volume:	3,403	Dressed Formula Vol: 9,011
Live Steer Avg:	\$135.00	Steer/Heifer Avg: \$225.56
Live Heifer Avg:	\$135.00	Dressed Neg. Grid Vol: 0
Dressed Steer Avg:	N/A	Steer/Heifer Avg: N/A
Dressed Heifer Avg:	N/A	TOTAL VOLUME: 12,414
LM CT106	TOTAL WK TO DATE VOLUME:	30,343
Committed:	17,975	Delivered: 14,619

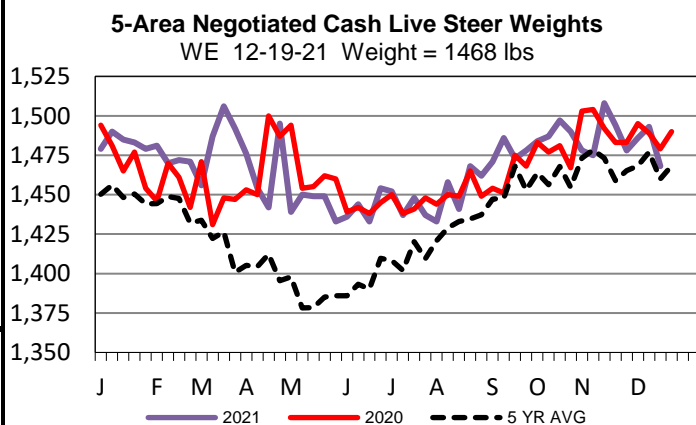
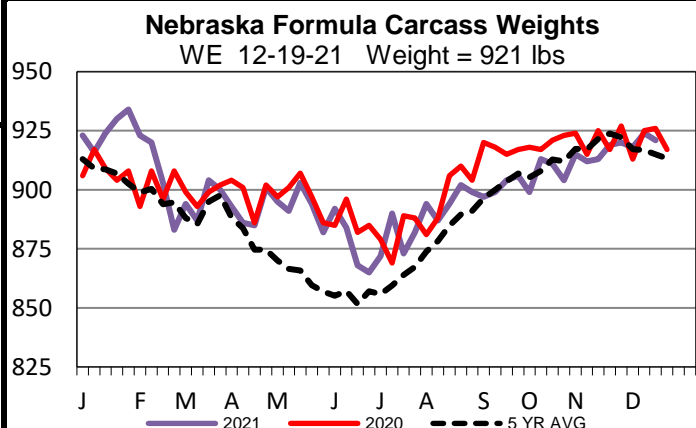
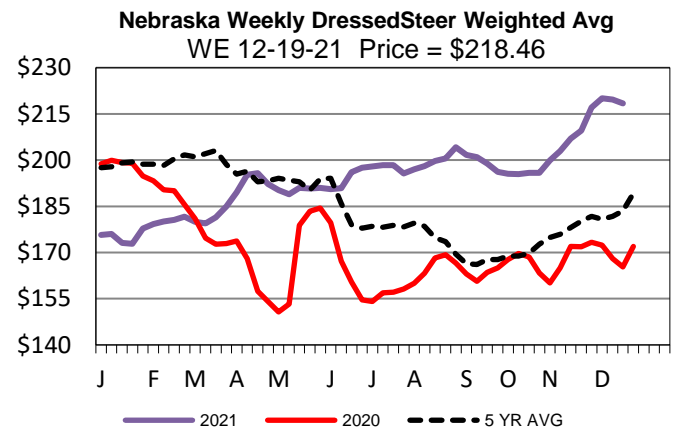
LM CT121	KANSAS	LM CT109
Neg. Cash Volume:	2,909	Dressed Formula Vol: 8,755
Live Steer Avg:	\$135.00	Steer/Heifer Avg: \$225.05
Live Heifer Avg:	\$135.00	Dressed Neg. Grid Vol: 326
Dressed Steer Avg:	N/A	Steer/Heifer Avg: \$224.84
Dressed Heifer Avg:	N/A	TOTAL VOLUME: 11,990
LM CT106	TOTAL WK TO DATE VOLUME:	36,094
Committed:	22,413	Delivered: 19,157

LM CT124	NEBRASKA	LM CT109
Neg. Cash Volume:	1374	Dressed Formula Vol: 6,350
Live Steer Avg:	\$135.00	Steer/Heifer Avg: \$226.36
Live Heifer Avg:	\$135.00	Dressed Neg. Grid Vol: 828
Dressed Steer Avg:	\$215.00	Steer/Heifer Avg: \$225.01
Dressed Heifer Avg:	N/A	TOTAL VOLUME: 8,552
LM CT106	TOTAL WK TO DATE VOLUME:	23,403
Committed:	15,879	Delivered: 17,286

LM CT134	COLORADO	LM CT109
Neg. Cash Volume:	0	Dressed Formula Vol: 6,453
Live Steer Avg:	N/A	Steer/Heifer Avg: \$225.35
Live Heifer Avg:	N/A	Dressed Neg. Grid Vol: 0
Dressed Steer Avg:	N/A	Steer/Heifer Avg: N/A
Dressed Heifer Avg:	N/A	TOTAL VOLUME: 6,453
LM CT106	TOTAL WK TO DATE VOLUME:	12,776
Committed:	2,267	Delivered: 9,193

LM CT137	IA-MN	LM CT109
Neg. Cash Volume:	1,007	Dressed Formula Vol: 2,006
Live Steer Avg:	\$136.00	Steer/Heifer Avg: \$223.36
Live Heifer Avg:	N/A	Dressed Neg. Grid Vol: 1,056
Dressed Steer Avg:	N/A	Steer/Heifer Avg: \$220.49
Dressed Heifer Avg:	N/A	TOTAL VOLUME: 4,069
LM CT106	TOTAL WK TO DATE VOLUME:	6,268
Committed:	6,666	Delivered: 8,263

For Tuesday cash trading was limited on light demand in the Southern Plains and Nebraska. In the Texas Panhandle, compared to last week, a few live traded 1.00 lower at 135.00. In Kansas, compared to last week, a few live traded 1.00-3.00 lower at 135.00. In Nebraska a few live purchases steady with Monday at 135.00. Not enough dressed for a market trend. Last week dressed traded at 218.00. Negotiated cash mostly inactive on light demand in the Western Cornbelt. Not enough purchases for a market trend. For the previous week in the Western Cornbelt live and dressed purchases traded at 138.00 and from 217.00 - 218.00, respectively.



USDA Livestock, Poultry and Grain Market News

St. Joseph, Missouri

Phone: 816-676-7000

stjoe.lpgmn@ams.usda.gov