

Daily Direct Steer and Heifer Slaughter Cattle Summary

For Trade on:

Monday, December 13, 2021

LM CT100	5-AREA	LM CT109
Neg. Cash Volume:	155	Dressed Formula Vol: 48,448
Live Steer Avg:	N/A	Steer/Heifer Avg: \$225.73
Live Heifer Avg:	N/A	Dressed Neg. Grid Vol: 5,199
Dressed Steer Avg:	N/A	Steer/Heifer Avg: \$220.37
Dressed Heifer Avg:	N/A	TOTAL VOLUME: 53,802
LM CT106	TOTAL WK TO DATE VOLUME:	53,802
Committed:	56,439	Delivered: 72,226

For Monday negotiated cash trading was at a standstill in the Southern and Colorado. In Nebraska and Western Cornbelt negotiated cash trading was mostly inactive on very light demand. Not enough purchases for a market trend. Last week live purchases in the Southern Plains and Colorado traded at 140.00. In Nebraska last week live and dressed purchases traded from 138.00-140.00 and at 220.00, respectively. For the prior week in the Western Cornbelt live and dressed purchases traded from 138.00-140.00 and from 218.00-220.00, respectively.

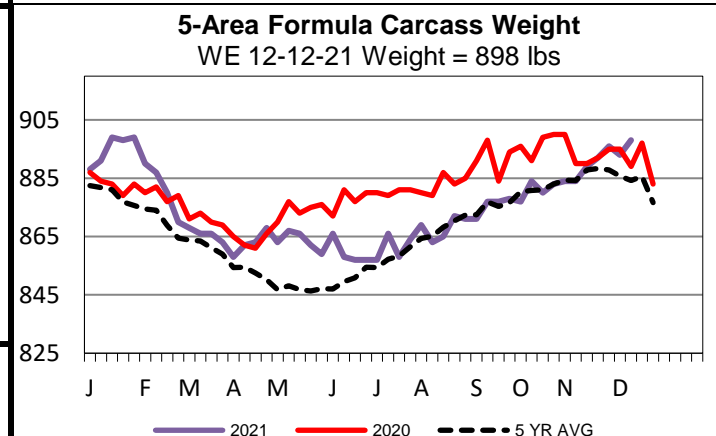
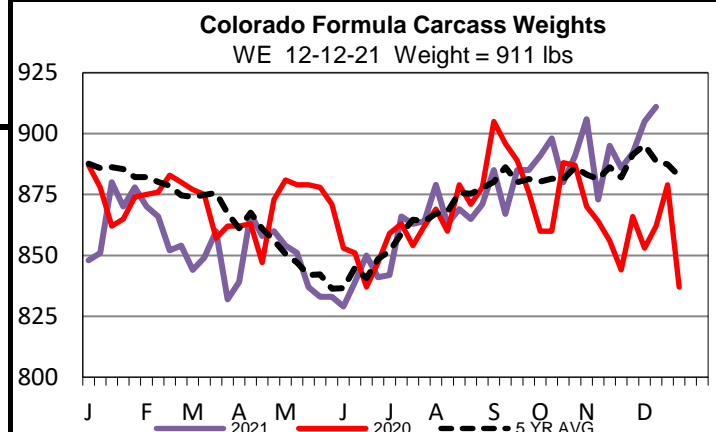
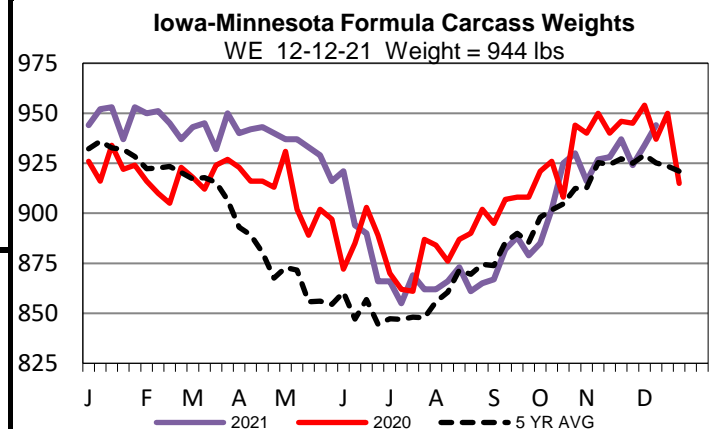
LM CT118	TX-OK-NM	LM CT109
Neg. Cash Volume:	0	Dressed Formula Vol: 8,738
Live Steer Avg:	N/A	Steer/Heifer Avg: \$224.02
Live Heifer Avg:	N/A	Dressed Neg. Grid Vol: 781
Dressed Steer Avg:	N/A	Steer/Heifer Avg: \$221.40
Dressed Heifer Avg:	N/A	TOTAL VOLUME: 9,519
LM CT106	TOTAL WK TO DATE VOLUME:	9,519
Committed:	6,683	Delivered: 18,177

LM CT121	KANSAS	LM CT109
Neg. Cash Volume:	0	Dressed Formula Vol: 21,877
Live Steer Avg:	N/A	Steer/Heifer Avg: \$225.77
Live Heifer Avg:	N/A	Dressed Neg. Grid Vol: 1,834
Dressed Steer Avg:	N/A	Steer/Heifer Avg: \$220.83
Dressed Heifer Avg:	N/A	TOTAL VOLUME: 23,711
LM CT106	TOTAL WK TO DATE VOLUME:	23,711
Committed:	15,174	Delivered: 17,166

LM CT124	NEBRASKA	LM CT109
Neg. Cash Volume:	38	Dressed Formula Vol: 10,165
Live Steer Avg:	N/A	Steer/Heifer Avg: \$228.05
Live Heifer Avg:	N/A	Dressed Neg. Grid Vol: 1,255
Dressed Steer Avg:	N/A	Steer/Heifer Avg: \$216.48
Dressed Heifer Avg:	N/A	TOTAL VOLUME: 11,458
LM CT106	TOTAL WK TO DATE VOLUME:	11,458
Committed:	18,235	Delivered: 18,468

LM CT134	COLORADO	LM CT109
Neg. Cash Volume:	0	Dressed Formula Vol: 4,925
Live Steer Avg:	N/A	Steer/Heifer Avg: \$224.02
Live Heifer Avg:	N/A	Dressed Neg. Grid Vol: 42
Dressed Steer Avg:	N/A	Steer/Heifer Avg: \$222.45
Dressed Heifer Avg:	N/A	TOTAL VOLUME: 4,967
LM CT106	TOTAL WK TO DATE VOLUME:	4,967
Committed:	6,185	Delivered: 8,303

LM CT137	IA-MN	LM CT109
Neg. Cash Volume:	117	Dressed Formula Vol: 2,960
Live Steer Avg:	N/A	Steer/Heifer Avg: \$225.17
Live Heifer Avg:	N/A	Dressed Neg. Grid Vol: 1,287
Dressed Steer Avg:	N/A	Steer/Heifer Avg: \$222.83
Dressed Heifer Avg:	N/A	TOTAL VOLUME: 4,364
LM CT106	TOTAL WK TO DATE VOLUME:	4,364
Committed:	10,162	Delivered: 10,112



USDA Livestock, Poultry and Grain Market News

St. Joseph, Missouri

Phone: 816-676-7000

stjoe.lpgmn@ams.usda.gov