

Daily Direct Steer and Heifer Slaughter Cattle Summary

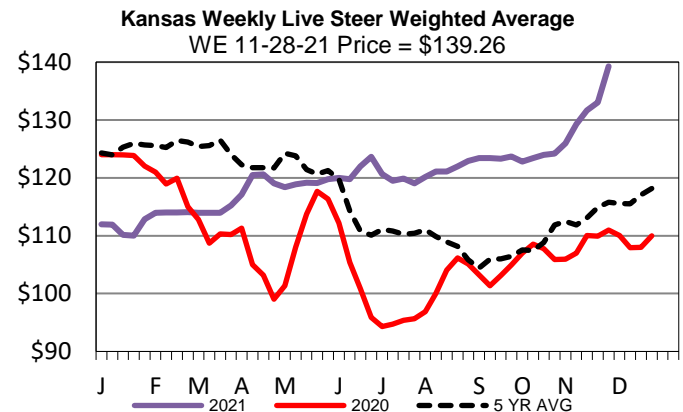
For Trade on:

Friday, December 03, 2021

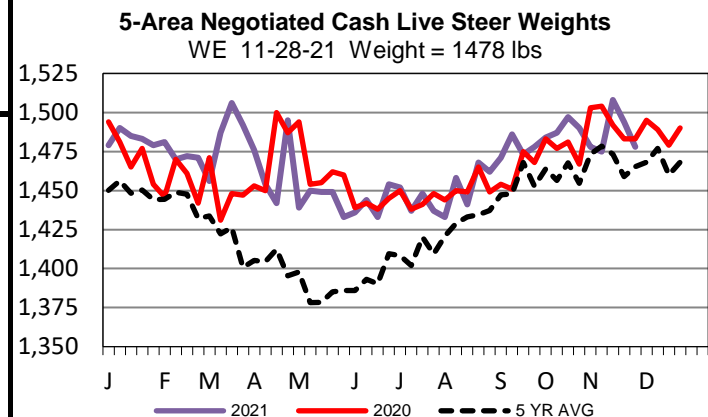
LM CT100	5-AREA	LM CT109
Neg. Cash Volume:	6,225	Dressed Formula Vol: 46,976
Live Steer Avg:	\$140.05	Steer/Heifer Avg: \$222.22
Live Heifer Avg:	\$141.00	Dressed Neg. Grid Vol: 4,038
Dressed Steer Avg:	\$220.00	Steer/Heifer Avg: \$216.06
Dressed Heifer Avg:	\$220.00	TOTAL VOLUME: 57,239
LM CT106	TOTAL WK TO DATE VOLUME:	311,231
Committed:	68,077	Delivered: 103,396

For Friday negotiated cash trading was mostly inactive on light demand in all major feeding regions. Not enough purchases in any region for a market trend. Thursday was the last reported market in the Southern Plains and Colorado with live purchases at 142.00. On Thursday in Nebraska and the Western Cornbelt, live and dressed purchases traded at 140.00 and 220.00, respectively.

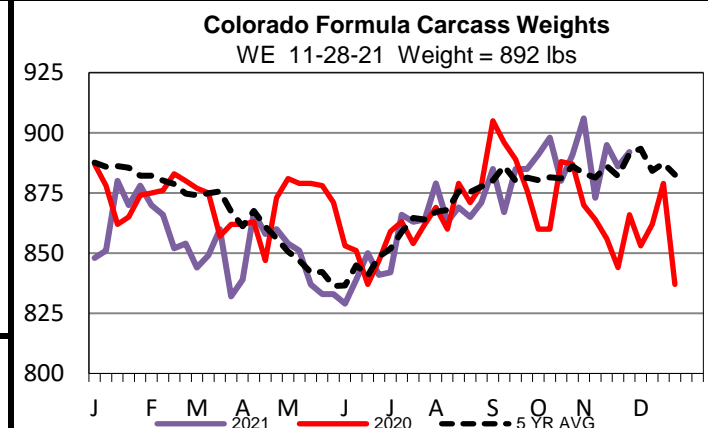
LM CT118	TX-OK-NM	LM CT109
Neg. Cash Volume:	322	Dressed Formula Vol: 13,732
Live Steer Avg:	N/A	Steer/Heifer Avg: \$220.30
Live Heifer Avg:	\$142.00	Dressed Neg. Grid Vol: 439
Dressed Steer Avg:	N/A	Steer/Heifer Avg: \$220.22
Dressed Heifer Avg:	N/A	TOTAL VOLUME: 14,493
LM CT106	TOTAL WK TO DATE VOLUME:	76,005
Committed:	13,607	Delivered: 29,208



LM CT121	KANSAS	LM CT109
Neg. Cash Volume:	310	Dressed Formula Vol: 17,357
Live Steer Avg:	\$141.27	Steer/Heifer Avg: \$223.53
Live Heifer Avg:	\$142.00	Dressed Neg. Grid Vol: 418
Dressed Steer Avg:	N/A	Steer/Heifer Avg: \$213.52
Dressed Heifer Avg:	N/A	TOTAL VOLUME: 18,085
LM CT106	TOTAL WK TO DATE VOLUME:	84,896
Committed:	24,802	Delivered: 27,306



LM CT124	NEBRASKA	LM CT109
Neg. Cash Volume:	4,271	Dressed Formula Vol: 9,226
Live Steer Avg:	\$140.00	Steer/Heifer Avg: \$221.53
Live Heifer Avg:	\$140.55	Dressed Neg. Grid Vol: 1,536
Dressed Steer Avg:	N/A	Steer/Heifer Avg: \$214.57
Dressed Heifer Avg:	\$220.00	TOTAL VOLUME: 15,033
LM CT106	TOTAL WK TO DATE VOLUME:	78,388
Committed:	18,275	Delivered: 23,553



LM CT134	COLORADO	LM CT109
Neg. Cash Volume:	131	Dressed Formula Vol: 4,021
Live Steer Avg:	N/A	Steer/Heifer Avg: \$224.76
Live Heifer Avg:	\$142.00	Dressed Neg. Grid Vol: 243
Dressed Steer Avg:	N/A	Steer/Heifer Avg: \$212.99
Dressed Heifer Avg:	N/A	TOTAL VOLUME: 4,395
LM CT106	TOTAL WK TO DATE VOLUME:	26,063
Committed:	3,162	Delivered: 7,150

LM CT137	IA-MN	LM CT109
Neg. Cash Volume:	1,191	Dressed Formula Vol: 2,713
Live Steer Avg:	\$139.93	Steer/Heifer Avg: \$221.89
Live Heifer Avg:	\$138.69	Dressed Neg. Grid Vol: 1,437
Dressed Steer Avg:	\$220.00	Steer/Heifer Avg: \$217.54
Dressed Heifer Avg:	N/A	TOTAL VOLUME: 5,341
LM CT106	TOTAL WK TO DATE VOLUME:	45,428
Committed:	8,231	Delivered: 16,179

USDA Livestock, Poultry and Grain Market News

St. Joseph, Missouri

Phone: 816-676-7000

stjoe.lpgmn@ams.usda.gov