

Daily Direct Steer and Heifer Slaughter Cattle Summary

For Trade on:

Wednesday, December 01, 2021

LM CT100	5-AREA	LM CT109
Neg. Cash Volume:	1,862	Dressed Formula Vol: 33,939
Live Steer Avg:	\$138.00	Steer/Heifer Avg: \$222.33
Live Heifer Avg:	\$138.00	Dressed Neg. Grid Vol: 2,255
Dressed Steer Avg:	\$217.51	Steer/Heifer Avg: \$211.30
Dressed Heifer Avg:	N/A	TOTAL VOLUME: 38,056
LM CT106	TOTAL WK TO DATE VOLUME:	138,630
Committed:	68,123	Delivered: 69,294

LM CT118	TX-OK-NM	LM CT109
Neg. Cash Volume:	0	Dressed Formula Vol: 9,920
Live Steer Avg:	N/A	Steer/Heifer Avg: \$215.41
Live Heifer Avg:	N/A	Dressed Neg. Grid Vol: 0
Dressed Steer Avg:	N/A	Steer/Heifer Avg: N/A
Dressed Heifer Avg:	N/A	TOTAL VOLUME: 9,920
LM CT106	TOTAL WK TO DATE VOLUME:	41,488
Committed:	10,227	Delivered: 17,887

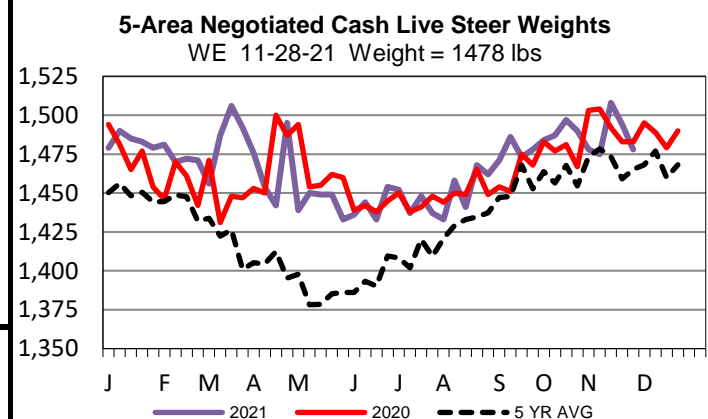
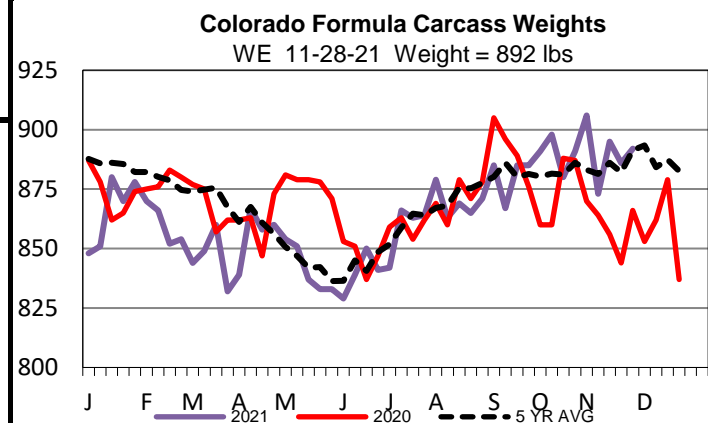
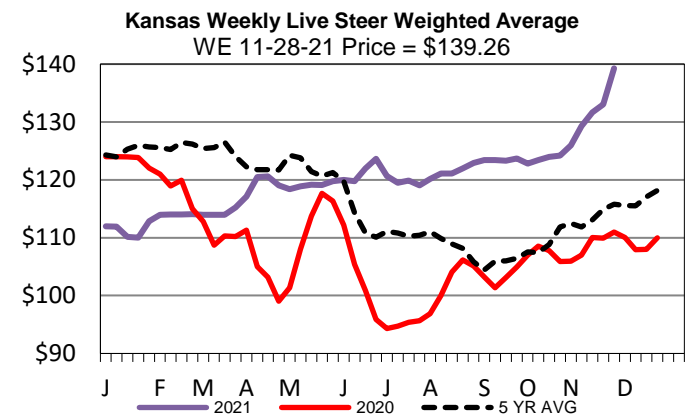
LM CT121	KANSAS	LM CT109
Neg. Cash Volume:	150	Dressed Formula Vol: 8,743
Live Steer Avg:	N/A	Steer/Heifer Avg: \$221.05
Live Heifer Avg:	N/A	Dressed Neg. Grid Vol: 287
Dressed Steer Avg:	N/A	Steer/Heifer Avg: \$212.58
Dressed Heifer Avg:	N/A	TOTAL VOLUME: 9,180
LM CT106	TOTAL WK TO DATE VOLUME:	38,151
Committed:	12,576	Delivered: 17,468

LM CT124	NEBRASKA	LM CT109
Neg. Cash Volume:	0	Dressed Formula Vol: 9,225
Live Steer Avg:	N/A	Steer/Heifer Avg: \$222.94
Live Heifer Avg:	N/A	Dressed Neg. Grid Vol: 637
Dressed Steer Avg:	N/A	Steer/Heifer Avg: \$212.48
Dressed Heifer Avg:	N/A	TOTAL VOLUME: 9,862
LM CT106	TOTAL WK TO DATE VOLUME:	30,523
Committed:	18,761	Delivered: 18,351

LM CT134	COLORADO	LM CT109
Neg. Cash Volume:	0	Dressed Formula Vol: 4,147
Live Steer Avg:	N/A	Steer/Heifer Avg: \$241.05
Live Heifer Avg:	N/A	Dressed Neg. Grid Vol: 0
Dressed Steer Avg:	N/A	Steer/Heifer Avg: N/A
Dressed Heifer Avg:	N/A	TOTAL VOLUME: 4,147
LM CT106	TOTAL WK TO DATE VOLUME:	14,788
Committed:	18,595	Delivered: 6,156

LM CT137	IA-MN	LM CT109
Neg. Cash Volume:	1,712	Dressed Formula Vol: 1,944
Live Steer Avg:	\$138.00	Steer/Heifer Avg: \$220.66
Live Heifer Avg:	\$138.00	Dressed Neg. Grid Vol: 1,331
Dressed Steer Avg:	\$217.51	Steer/Heifer Avg: \$210.46
Dressed Heifer Avg:	N/A	TOTAL VOLUME: 4,987
LM CT106	TOTAL WK TO DATE VOLUME:	12,955
Committed:	7,964	Delivered: 9,432

For Wednesday negotiated cash trading was limited on light demand in Kansas and the Western Cornbelt. Not enough purchases for a market trend. Negotiated cash trading was at a standstill in all other major feeding regions. Last week in the Southern Plains and Colorado live purchases traded at 140.00. In Nebraska, live and dressed purchases traded from 136.00-140.00 and at 217.00, respectively. In the Western Cornbelt live and dressed purchases traded from 135.00-140.00 and from 213.00-217.00, respectively.



USDA Livestock, Poultry and Grain Market News

St. Joseph, Missouri

Phone: 816-676-7000

stjoe.lpgmn@ams.usda.gov