

Daily Direct Steer and Heifer Slaughter Cattle Summary

For Trade on:

Tuesday, November 23, 2021

LM CT100	5-AREA	LM CT109
Neg. Cash Volume:	39,543	Dressed Formula Vol: 29,548
Live Steer Avg:	\$136.47	Steer/Heifer Avg: \$214.52
Live Heifer Avg:	\$136.34	Dressed Neg. Grid Vol: 4,300
Dressed Steer Avg:	\$215.63	Steer/Heifer Avg: \$205.83
Dressed Heifer Avg:	\$216.08	TOTAL VOLUME: 73,391
LM CT106	TOTAL WK TO DATE VOLUME:	130,370
Committed:	112,297	Delivered: 70,418

LM CT118	TX-OK-NM	LM CT109
Neg. Cash Volume:	4,992	Dressed Formula Vol: 8,644
Live Steer Avg:	\$136.20	Steer/Heifer Avg: \$212.86
Live Heifer Avg:	\$135.66	Dressed Neg. Grid Vol: 489
Dressed Steer Avg:	N/A	Steer/Heifer Avg: \$209.61
Dressed Heifer Avg:	N/A	TOTAL VOLUME: 14,125
LM CT106	TOTAL WK TO DATE VOLUME:	34,937
Committed:	30,553	Delivered: 17,120

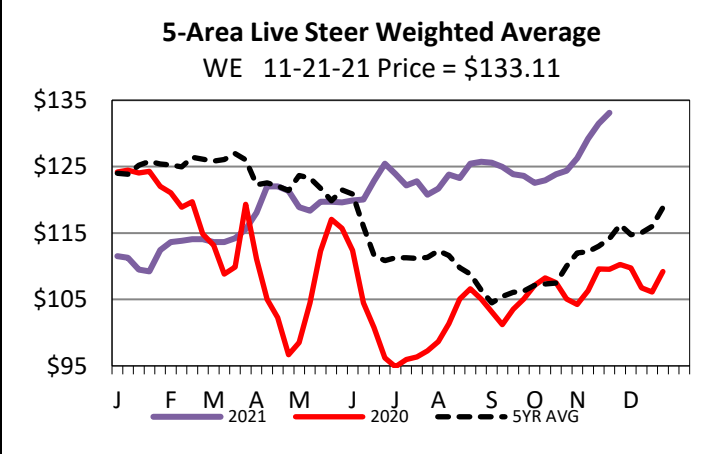
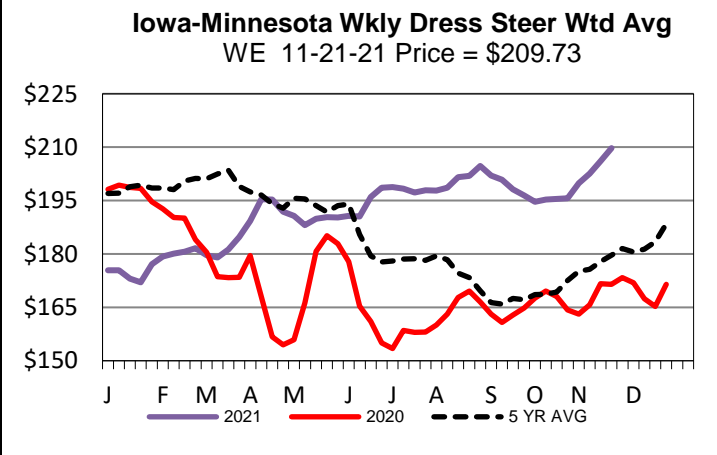
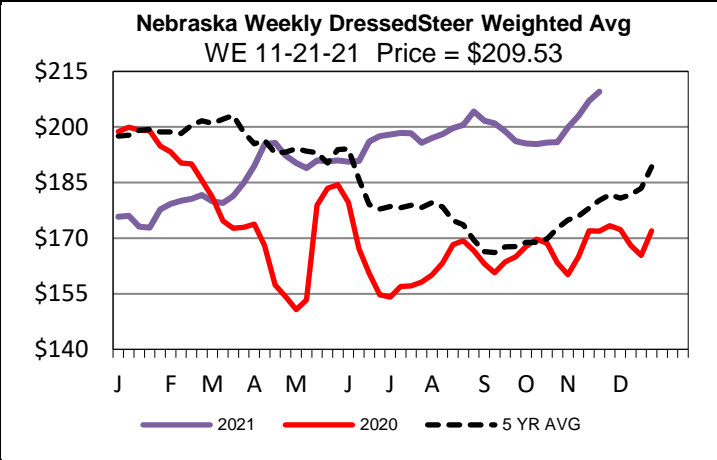
LM CT121	KANSAS	LM CT109
Neg. Cash Volume:	3,425	Dressed Formula Vol: 9,142
Live Steer Avg:	\$136.42	Steer/Heifer Avg: \$212.09
Live Heifer Avg:	\$135.47	Dressed Neg. Grid Vol: 1,560
Dressed Steer Avg:	\$215.00	Steer/Heifer Avg: \$206.81
Dressed Heifer Avg:	\$215.00	TOTAL VOLUME: 14,127
LM CT106	TOTAL WK TO DATE VOLUME:	33,007
Committed:	26,362	Delivered: 16,327

LM CT124	NEBRASKA	LM CT109
Neg. Cash Volume:	17,083	Dressed Formula Vol: 5,348
Live Steer Avg:	\$136.65	Steer/Heifer Avg: \$223.53
Live Heifer Avg:	\$136.49	Dressed Neg. Grid Vol: 1,006
Dressed Steer Avg:	\$216.67	Steer/Heifer Avg: \$208.54
Dressed Heifer Avg:	\$217.00	TOTAL VOLUME: 23,437
LM CT106	TOTAL WK TO DATE VOLUME:	30,545
Committed:	30,885	Delivered: 18,381

LM CT134	COLORADO	LM CT109
Neg. Cash Volume:	0	Dressed Formula Vol: 4,106
Live Steer Avg:	N/A	Steer/Heifer Avg: \$213.36
Live Heifer Avg:	N/A	Dressed Neg. Grid Vol: 12
Dressed Steer Avg:	N/A	Steer/Heifer Avg: \$212.96
Dressed Heifer Avg:	N/A	TOTAL VOLUME: 4,118
LM CT106	TOTAL WK TO DATE VOLUME:	10,691
Committed:	10,534	Delivered: 7,237

LM CT137	IA-MN	LM CT109
Neg. Cash Volume:	13,717	Dressed Formula Vol: 2,428
Live Steer Avg:	\$136.36	Steer/Heifer Avg: \$211.32
Live Heifer Avg:	\$137.01	Dressed Neg. Grid Vol: 1,311
Dressed Steer Avg:	\$214.46	Steer/Heifer Avg: \$201.43
Dressed Heifer Avg:	\$215.34	TOTAL VOLUME: 17,456
LM CT106	TOTAL WK TO DATE VOLUME:	21,401
Committed:	13,963	Delivered: 11,353

For Tuesday in the Southern Plains cash trading was slow on light demand. In the Texas Panhandle live traded 2.00- 4.00 higher from 135.00-137.00, when compared to last week. In Kansas a few live traded from 136.00-137.00. Last week live traded at 133.00. For Tuesday in Nebraska and Western Cornbelt cash trading was slow to moderate on moderate demand. In Nebraska, compared to last week, live traded 3.00 higher from 136.00-137.00. A few dressed purchases traded at 217.00. Last week dressed purchases traded at 210.00. In the Western Cornbelt, compared to last week, live traded 4.00 higher from 136.00-138.00. Last week dressed traded at 210.00. For Tuesday in Colorado negotiated cash trading was mostly inactive on light demand. Last week live purchases traded from 132.00-135.00.



USDA Livestock, Poultry and Grain Market News
St. Joseph, Missouri
Phone: 816-676-7000
stjoe.lpgmn@ams.usda.gov