

Daily Direct Steer and Heifer Slaughter Cattle Summary

For Trade on:

Monday, November 22, 2021

LM CT100	5-AREA	LM CT109
Neg. Cash Volume: 1,233	Dressed Formula Vol: 51,634	
Live Steer Avg: \$134.00	Steer/Heifer Avg: \$210.82	
Live Heifer Avg: \$135.00	Dressed Neg. Grid Vol: 4,112	
Dressed Steer Avg: \$212.00	Steer/Heifer Avg: \$209.07	
Dressed Heifer Avg: N/A	TOTAL VOLUME: 56,979	
LM CT106	TOTAL WK TO DATE VOLUME: 56,979	
Committed: 58,536	Delivered: 72,564	

LM CT118	TX-OK-NM	LM CT109
Neg. Cash Volume: 0	Dressed Formula Vol: 20,133	
Live Steer Avg: N/A	Steer/Heifer Avg: \$209.92	
Live Heifer Avg: N/A	Dressed Neg. Grid Vol: 679	
Dressed Steer Avg: N/A	Steer/Heifer Avg: \$209.51	
Dressed Heifer Avg: N/A	TOTAL VOLUME: 20,812	
LM CT106	TOTAL WK TO DATE VOLUME: 20,812	
Committed: 6,305	Delivered: 17,252	

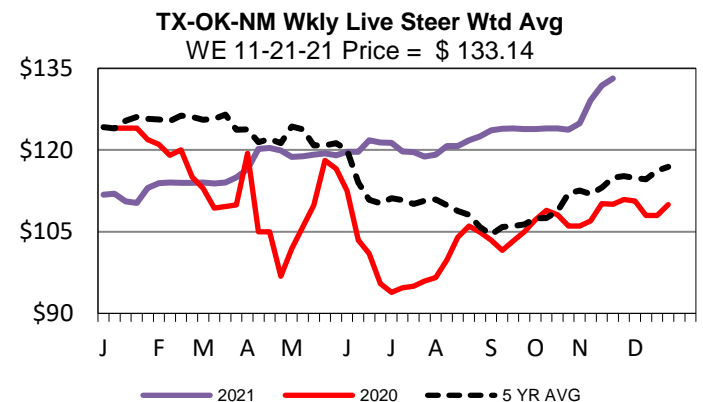
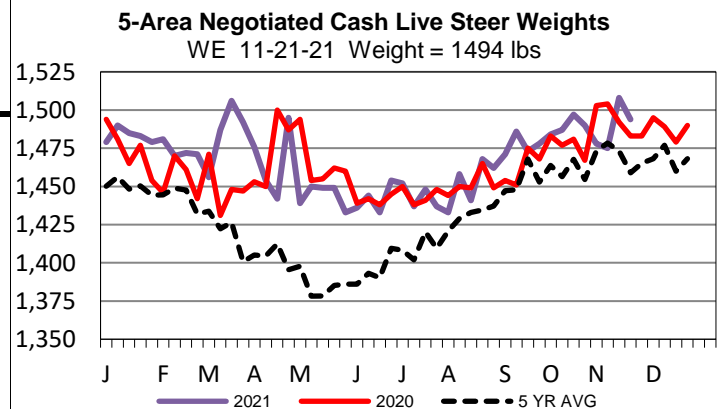
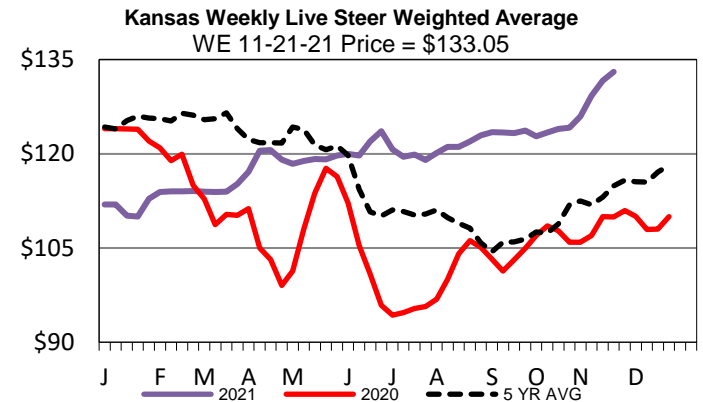
LM CT121	KANSAS	LM CT109
Neg. Cash Volume: 0	Dressed Formula Vol: 17,022	
Live Steer Avg: N/A	Steer/Heifer Avg: \$211.20	
Live Heifer Avg: N/A	Dressed Neg. Grid Vol: 1,858	
Dressed Steer Avg: N/A	Steer/Heifer Avg: \$209.47	
Dressed Heifer Avg: N/A	TOTAL VOLUME: 18,880	
LM CT106	TOTAL WK TO DATE VOLUME: 18,880	
Committed: 15,460	Delivered: 18,374	

LM CT124	NEBRASKA	LM CT109
Neg. Cash Volume: 0	Dressed Formula Vol: 6,659	
Live Steer Avg: N/A	Steer/Heifer Avg: \$210.78	
Live Heifer Avg: N/A	Dressed Neg. Grid Vol: 449	
Dressed Steer Avg: N/A	Steer/Heifer Avg: \$206.15	
Dressed Heifer Avg: N/A	TOTAL VOLUME: 7,108	
LM CT106	TOTAL WK TO DATE VOLUME: 7,108	
Committed: 17,012	Delivered: 14,814	

LM CT134	COLORADO	LM CT109
Neg. Cash Volume: 0	Dressed Formula Vol: 6,082	
Live Steer Avg: N/A	Steer/Heifer Avg: \$210.78	
Live Heifer Avg: N/A	Dressed Neg. Grid Vol: 491	
Dressed Steer Avg: N/A	Steer/Heifer Avg: \$212.38	
Dressed Heifer Avg: N/A	TOTAL VOLUME: 6,573	
LM CT106	TOTAL WK TO DATE VOLUME: 6,573	
Committed: 3,200	Delivered: 9,363	

LM CT137	IA-MN	LM CT109
Neg. Cash Volume: 1,233	Dressed Formula Vol: 2,039	
Live Steer Avg: \$134.00	Steer/Heifer Avg: \$210.31	
Live Heifer Avg: \$135.00	Dressed Neg. Grid Vol: 673	
Dressed Steer Avg: \$212.00	Steer/Heifer Avg: \$206.82	
Dressed Heifer Avg: N/A	TOTAL VOLUME: 3,945	
LM CT106	TOTAL WK TO DATE VOLUME: 3,945	
Committed: 16,559	Delivered: 12,761	

For Monday negotiated cash trading was mostly inactive on very light demand in the Western Cornbelt. Not enough purchases for a market trend. Negotiated cash trading was at a standstill in all other major feeding regions. Last week in the Southern Plains live purchases traded at 133.00. In Nebraska last week live and dressed purchases traded from 133.00-134.00 and at 210.00, respectively. Last week in Colorado live purchases traded from 132.00-135.00. In the Western Cornbelt last week live and dressed purchases traded from 132.00-134.00 and at 210.00, respectively



USDA Livestock, Poultry and Grain Market News

St. Joseph, Missouri

Phone: 816-676-7000

stjoe.lpgmn@ams.usda.gov