

Daily Direct Steer and Heifer Slaughter Cattle Summary

For Trade on:

Friday, November 19, 2021

LM CT100	5-AREA	LM CT109
Neg. Cash Volume:	5,851	Dressed Formula Vol: 49,349
Live Steer Avg:	\$134.62	Steer/Heifer Avg: \$213.01
Live Heifer Avg:	\$134.84	Dressed Neg. Grid Vol: 3,161
Dressed Steer Avg:	\$209.72	Steer/Heifer Avg: \$207.77
Dressed Heifer Avg:	\$210.00	TOTAL VOLUME: 58,361
LM CT106	TOTAL WK TO DATE VOLUME:	313,837
Committed:	95,638	Delivered: 112,640

LM CT118	TX-OK-NM	LM CT109
Neg. Cash Volume:	168	Dressed Formula Vol: 14,334
Live Steer Avg:	\$134.00	Steer/Heifer Avg: \$209.64
Live Heifer Avg:	N/A	Dressed Neg. Grid Vol: 0
Dressed Steer Avg:	N/A	Steer/Heifer Avg: N/A
Dressed Heifer Avg:	N/A	TOTAL VOLUME: 14,502
LM CT106	TOTAL WK TO DATE VOLUME:	73,054
Committed:	45,304	Delivered: 26,485

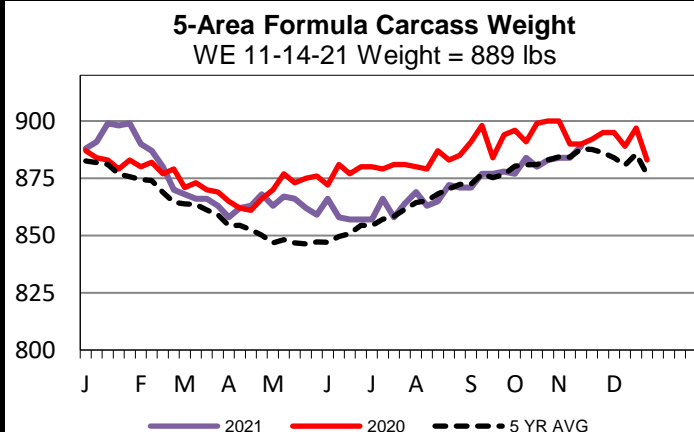
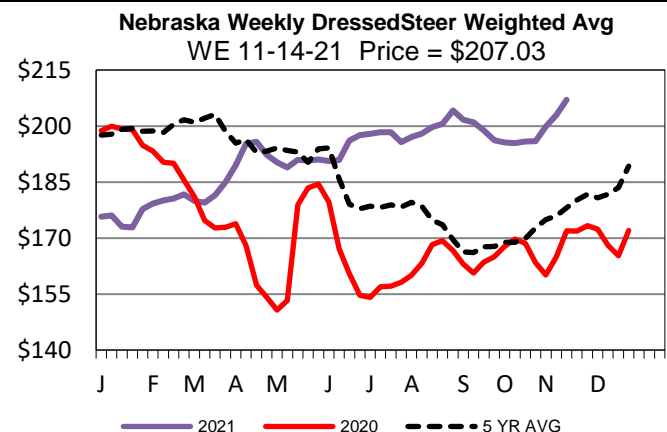
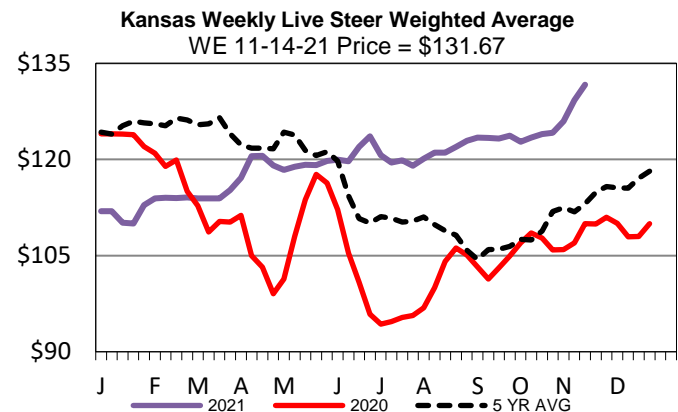
LM CT121	KANSAS	LM CT109
Neg. Cash Volume:	506	Dressed Formula Vol: 17,455
Live Steer Avg:	\$134.82	Steer/Heifer Avg: \$212.13
Live Heifer Avg:	N/A	Dressed Neg. Grid Vol: 0
Dressed Steer Avg:	N/A	Steer/Heifer Avg: N/A
Dressed Heifer Avg:	N/A	TOTAL VOLUME: 17,961
LM CT106	TOTAL WK TO DATE VOLUME:	78,961
Committed:	18,704	Delivered: 27,735

LM CT124	NEBRASKA	LM CT109
Neg. Cash Volume:	2,613	Dressed Formula Vol: 8,673
Live Steer Avg:	\$134.65	Steer/Heifer Avg: \$213.58
Live Heifer Avg:	\$134.78	Dressed Neg. Grid Vol: 1,122
Dressed Steer Avg:	\$210.00	Steer/Heifer Avg: \$204.62
Dressed Heifer Avg:	\$210.00	TOTAL VOLUME: 12,408
LM CT106	TOTAL WK TO DATE VOLUME:	84,811
Committed:	16,000	Delivered: 28,053

LM CT134	COLORADO	LM CT109
Neg. Cash Volume:	572	Dressed Formula Vol: 4,862
Live Steer Avg:	\$135.00	Steer/Heifer Avg: \$226.67
Live Heifer Avg:	\$135.00	Dressed Neg. Grid Vol: 0
Dressed Steer Avg:	N/A	Steer/Heifer Avg: N/A
Dressed Heifer Avg:	N/A	TOTAL VOLUME: 5,434
LM CT106	TOTAL WK TO DATE VOLUME:	21,905
Committed:	7,293	Delivered: 8,502

LM CT137	IA-MN	LM CT109
Neg. Cash Volume:	1,992	Dressed Formula Vol: 4,061
Live Steer Avg:	\$134.54	Steer/Heifer Avg: \$211.26
Live Heifer Avg:	N/A	Dressed Neg. Grid Vol: 2,091
Dressed Steer Avg:	\$209.68	Steer/Heifer Avg: \$209.32
Dressed Heifer Avg:	N/A	TOTAL VOLUME: 8,144
LM CT106	TOTAL WK TO DATE VOLUME:	55,819
Committed:	8,337	Delivered: 21,865

For Friday negotiated cash trading was limited on light demand in all major feeding regions with a few live purchases in Nebraska at 135.00, however not enough purchases in any region for a market trend. Thursday was the last reported market in any region. In the Southern Plains live purchases traded at 133.00. In Nebraska and the Western Cornbelt live and dressed purchases traded from 133.00- 134.00 and 210.00, respectively. In Colorado for the week live purchases have traded steady to 3.00 higher from 132.00-135.00 on a light test.



USDA Livestock, Poultry and Grain Market News

St. Joseph, Missouri

Phone: 816-676-7000

stjoe.lpgmn@ams.usda.gov