

Daily Direct Steer and Heifer Slaughter Cattle Summary

For Trade on:

Thursday, November 11, 2021

LM CT100	5-AREA	LM CT109
Neg. Cash Volume:	14,046	Dressed Formula Vol: 34,065
Live Steer Avg:	\$131.82	Steer/Heifer Avg: \$210.05
Live Heifer Avg:	\$131.94	Dressed Neg. Grid Vol: 3,042
Dressed Steer Avg:	\$206.39	Steer/Heifer Avg: \$201.96
Dressed Heifer Avg:	\$207.00	TOTAL VOLUME: 51,153
LM CT106	TOTAL WK TO DATE VOLUME:	249,551
Committed:	43,214	Delivered: 66,698

LM CT118	TX-OK-NM	LM CT109
Neg. Cash Volume:	112	Dressed Formula Vol: 5,627
Live Steer Avg:	\$132.00	Steer/Heifer Avg: \$208.46
Live Heifer Avg:	\$132.00	Dressed Neg. Grid Vol: 0
Dressed Steer Avg:	N/A	Steer/Heifer Avg: N/A
Dressed Heifer Avg:	N/A	TOTAL VOLUME: 5,739
LM CT106	TOTAL WK TO DATE VOLUME:	47,052
Committed:	6,205	Delivered: 15,591

LM CT121	KANSAS	LM CT109
Neg. Cash Volume:	923	Dressed Formula Vol: 9,631
Live Steer Avg:	\$131.06	Steer/Heifer Avg: \$207.54
Live Heifer Avg:	\$132.00	Dressed Neg. Grid Vol: 330
Dressed Steer Avg:	N/A	Steer/Heifer Avg: \$201.53
Dressed Heifer Avg:	N/A	TOTAL VOLUME: 10,884
LM CT106	TOTAL WK TO DATE VOLUME:	64,969
Committed:	15,181	Delivered: 15,867

LM CT124	NEBRASKA	LM CT109
Neg. Cash Volume:	7,479	Dressed Formula Vol: 11,789
Live Steer Avg:	\$131.73	Steer/Heifer Avg: \$208.71
Live Heifer Avg:	\$131.97	Dressed Neg. Grid Vol: 954
Dressed Steer Avg:	\$207.00	Steer/Heifer Avg: \$200.84
Dressed Heifer Avg:	\$207.00	TOTAL VOLUME: 20,222
LM CT106	TOTAL WK TO DATE VOLUME:	66,769
Committed:	13,987	Delivered: 16,677

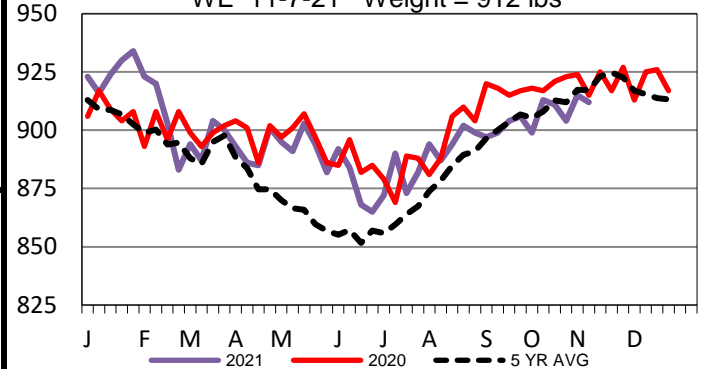
LM CT134	COLORADO	LM CT109
Neg. Cash Volume:	0	Dressed Formula Vol: 3,655
Live Steer Avg:	N/A	Steer/Heifer Avg: \$227.28
Live Heifer Avg:	N/A	Dressed Neg. Grid Vol: 754
Dressed Steer Avg:	N/A	Steer/Heifer Avg: \$203.47
Dressed Heifer Avg:	N/A	TOTAL VOLUME: 4,409
LM CT106	TOTAL WK TO DATE VOLUME:	18,092
Committed:	572	Delivered: 7,087

LM CT137	IA-MN	LM CT109
Neg. Cash Volume:	5,532	Dressed Formula Vol: 3,558
Live Steer Avg:	\$131.98	Steer/Heifer Avg: \$206.70
Live Heifer Avg:	\$131.73	Dressed Neg. Grid Vol: 1,044
Dressed Steer Avg:	\$205.91	Steer/Heifer Avg: \$202.14
Dressed Heifer Avg:	\$207.00	TOTAL VOLUME: 10,134
LM CT106	TOTAL WK TO DATE VOLUME:	53,550
Committed:	7,269	Delivered: 11,476

For Thursday negotiated cash trading was mostly inactive with light demand in the Southern Plains. Wednesday was the last reported market with live purchases from 131.00-132.00. For Thursday in Nebraska and Western Cornbelt negotiated cash trading was slow on moderate demand. In both regions a few live purchases traded steady at 132.00, when compared to the last reported market on Wednesday. Not enough dressed purchases for a market trend. On Wednesday in both regions dressed purchases traded at 207.00.

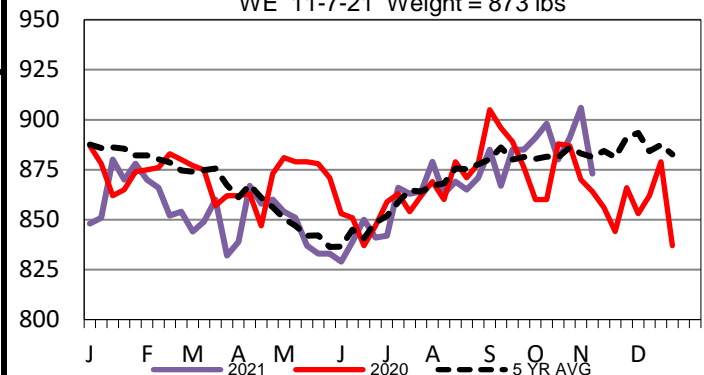
Nebraska Formula Carcass Weights

WE 11-7-21 Weight = 912 lbs



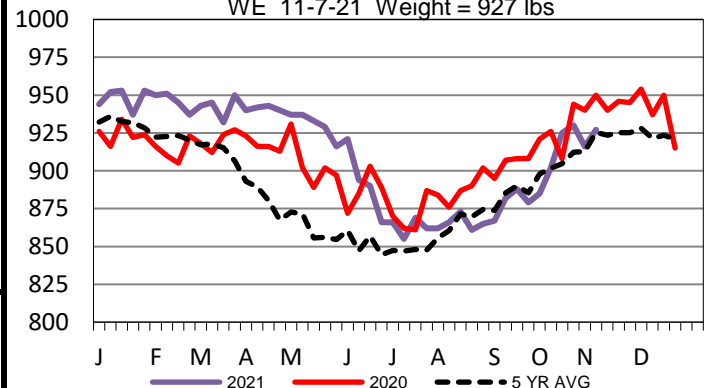
Colorado Formula Carcass Weights

WE 11-7-21 Weight = 873 lbs



Iowa-Minnesota Formula Carcass Weights

WE 11-7-21 Weight = 927 lbs



USDA Livestock, Poultry and Grain Market News

St. Joseph, Missouri

Phone: 816-676-7000

stjoe.lpgmn@ams.usda.gov