

Daily Direct Steer and Heifer Slaughter Cattle Summary

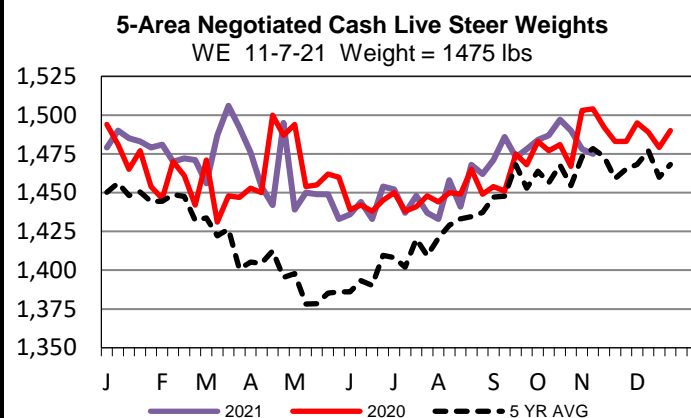
For Trade on:

Monday, November 08, 2021

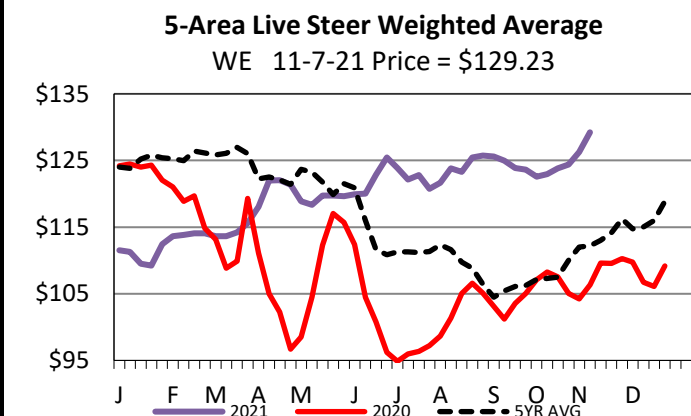
LM CT100	5-AREA	LM CT109
Neg. Cash Volume:	2,578	Dressed Formula Vol: 53,278
Live Steer Avg:	\$130.00	Steer/Heifer Avg: \$202.76
Live Heifer Avg:	\$130.00	Dressed Neg. Grid Vol: 7,869
Dressed Steer Avg:	\$204.00	Steer/Heifer Avg: \$201.43
Dressed Heifer Avg:	N/A	TOTAL VOLUME: 63,725
LM CT106	TOTAL WK TO DATE VOLUME:	63,725
Committed:	52,525	Delivered: 70,789

For Monday cash trading was limited on very light demand in the Western Cornbelt. A few live purchases traded at 130.00. However, not enough purchases for a full market trend. Cash trading was at a standstill in all other major feeding regions. Last week in the Southern Plains live purchases traded from 128.00-130.00. Last week in Nebraska, live and dressed purchases traded at 130.00 and from 202.00-204.00, respectively. For the previous week in the Western Cornbelt, live and dressed purchases traded from 128.00-130.00 and from 202.00-204.00, respectively.

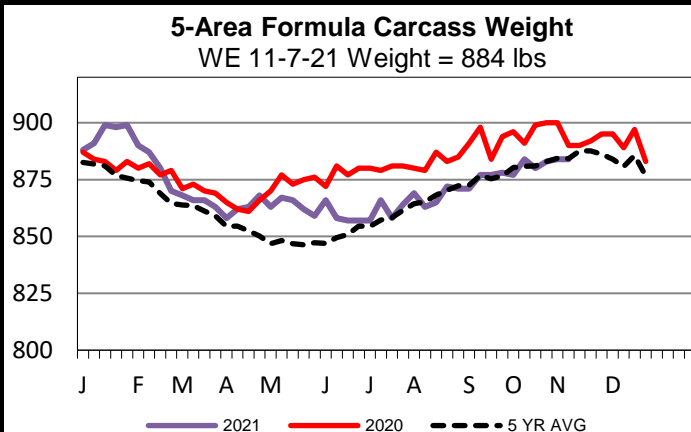
LM CT118	TX-OK-NM	LM CT109
Neg. Cash Volume:	0	Dressed Formula Vol: 15,247
Live Steer Avg:	N/A	Steer/Heifer Avg: \$200.93
Live Heifer Avg:	N/A	Dressed Neg. Grid Vol: 559
Dressed Steer Avg:	N/A	Steer/Heifer Avg: \$195.16
Dressed Heifer Avg:	N/A	TOTAL VOLUME: 15,806
LM CT106	TOTAL WK TO DATE VOLUME:	15,806
Committed:	7,445	Delivered: 16,084



LM CT121	KANSAS	LM CT109
Neg. Cash Volume:	0	Dressed Formula Vol: 23,591
Live Steer Avg:	N/A	Steer/Heifer Avg: \$202.03
Live Heifer Avg:	N/A	Dressed Neg. Grid Vol: 1,916
Dressed Steer Avg:	N/A	Steer/Heifer Avg: \$200.90
Dressed Heifer Avg:	N/A	TOTAL VOLUME: 25,507
LM CT106	TOTAL WK TO DATE VOLUME:	25,507
Committed:	13,120	Delivered: 17,037



LM CT124	NEBRASKA	LM CT109
Neg. Cash Volume:	0	Dressed Formula Vol: 7,882
Live Steer Avg:	N/A	Steer/Heifer Avg: \$209.38
Live Heifer Avg:	N/A	Dressed Neg. Grid Vol: 3,542
Dressed Steer Avg:	N/A	Steer/Heifer Avg: \$202.69
Dressed Heifer Avg:	N/A	TOTAL VOLUME: 11,424
LM CT106	TOTAL WK TO DATE VOLUME:	11,424
Committed:	12,194	Delivered: 16,820



LM CT134	COLORADO	LM CT109
Neg. Cash Volume:	0	Dressed Formula Vol: 4,958
Live Steer Avg:	N/A	Steer/Heifer Avg: \$201.97
Live Heifer Avg:	N/A	Dressed Neg. Grid Vol: 257
Dressed Steer Avg:	N/A	Steer/Heifer Avg: \$205.19
Dressed Heifer Avg:	N/A	TOTAL VOLUME: 5,215
LM CT106	TOTAL WK TO DATE VOLUME:	5,215
Committed:	7,572	Delivered: 10,021

LM CT137	IA-MN	LM CT109
Neg. Cash Volume:	2,578	Dressed Formula Vol: 1,678
Live Steer Avg:	\$130.00	Steer/Heifer Avg: \$200.76
Live Heifer Avg:	\$130.00	Dressed Neg. Grid Vol: 1,628
Dressed Steer Avg:	\$204.00	Steer/Heifer Avg: \$200.93
Dressed Heifer Avg:	N/A	TOTAL VOLUME: 5,884
LM CT106	TOTAL WK TO DATE VOLUME:	5,884
Committed:	12,194	Delivered: 10,827

USDA Livestock, Poultry and Grain Market News

St. Joseph, Missouri

Phone: 816-676-7000

stjoe.lpgmn@ams.usda.gov