

## Daily Direct Steer and Heifer Slaughter Cattle Summary

For Trade on:

Thursday, November 04, 2021

<a href="#">LM CT100</a>	<b>5-AREA</b>	<a href="#">LM CT109</a>
<b>Neg. Cash Volume:</b>	10,157	<b>Dressed Formula Vol:</b> 42,497
Live Steer Avg:	\$128.15	Steer/Heifer Avg: \$203.86
Live Heifer Avg:	\$128.05	<b>Dressed Neg. Grid Vol:</b> 3,804
Dressed Steer Avg:	\$202.56	Steer/Heifer Avg: \$201.18
Dressed Heifer Avg:	\$202.25	<b>TOTAL VOLUME:</b> 56,458
<a href="#">LM CT106</a>	<b>TOTAL WK TO DATE VOLUME:</b>	<b>210,963</b>
<b>Committed:</b>	<b>49,569</b>	<b>Delivered:</b> 66,715

<a href="#">LM CT118</a>	<b>TX-OK-NM</b>	<a href="#">LM CT109</a>
<b>Neg. Cash Volume:</b>	456	<b>Dressed Formula Vol:</b> 11,832
Live Steer Avg:	\$128.00	Steer/Heifer Avg: \$200.26
Live Heifer Avg:	\$128.00	<b>Dressed Neg. Grid Vol:</b> 0
Dressed Steer Avg:	N/A	Steer/Heifer Avg: N/A
Dressed Heifer Avg:	N/A	<b>TOTAL VOLUME:</b> 12,288
<a href="#">LM CT106</a>	<b>TOTAL WK TO DATE VOLUME:</b>	<b>51,674</b>
<b>Committed:</b>	<b>16,784</b>	<b>Delivered:</b> 16,392

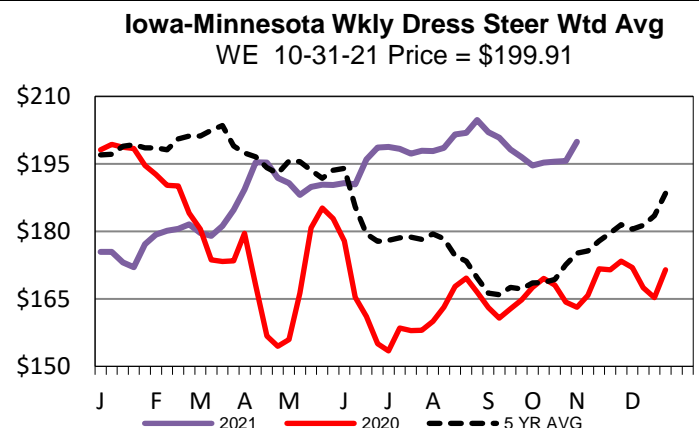
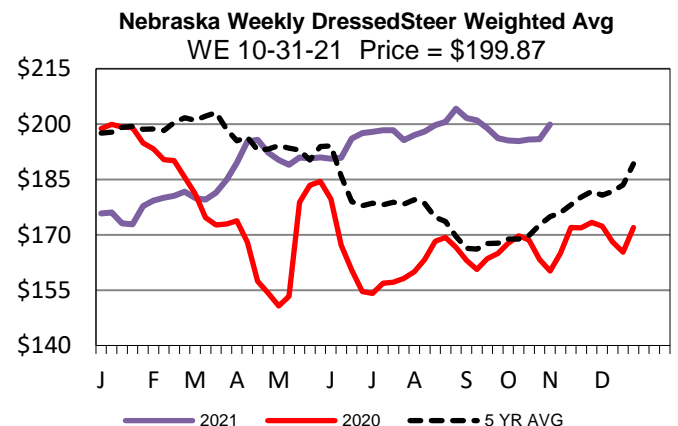
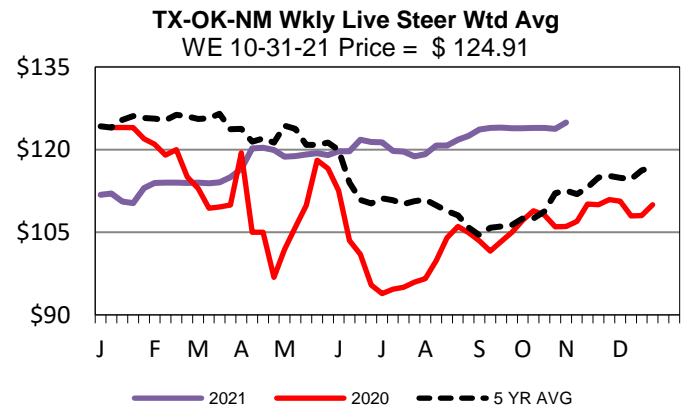
<a href="#">LM CT121</a>	<b>KANSAS</b>	<a href="#">LM CT109</a>
<b>Neg. Cash Volume:</b>	278	<b>Dressed Formula Vol:</b> 11,052
Live Steer Avg:	\$128.00	Steer/Heifer Avg: \$201.20
Live Heifer Avg:	\$128.00	<b>Dressed Neg. Grid Vol:</b> 594
Dressed Steer Avg:	N/A	Steer/Heifer Avg: \$200.46
Dressed Heifer Avg:	N/A	<b>TOTAL VOLUME:</b> 11,924
<a href="#">LM CT106</a>	<b>TOTAL WK TO DATE VOLUME:</b>	<b>63,918</b>
<b>Committed:</b>	<b>12,329</b>	<b>Delivered:</b> 20,045

<a href="#">LM CT124</a>	<b>NEBRASKA</b>	<a href="#">LM CT109</a>
<b>Neg. Cash Volume:</b>	4,528	<b>Dressed Formula Vol:</b> 10,969
Live Steer Avg:	\$128.00	Steer/Heifer Avg: \$205.00
Live Heifer Avg:	\$128.00	<b>Dressed Neg. Grid Vol:</b> 1,219
Dressed Steer Avg:	\$203.26	Steer/Heifer Avg: \$201.15
Dressed Heifer Avg:	\$202.00	<b>TOTAL VOLUME:</b> 16,716
<a href="#">LM CT106</a>	<b>TOTAL WK TO DATE VOLUME:</b>	<b>48,326</b>
<b>Committed:</b>	<b>11,901</b>	<b>Delivered:</b> 16,045

<a href="#">LM CT134</a>	<b>COLORADO</b>	<a href="#">LM CT109</a>
<b>Neg. Cash Volume:</b>	0	<b>Dressed Formula Vol:</b> 5,187
Live Steer Avg:	N/A	Steer/Heifer Avg: \$217.09
Live Heifer Avg:	N/A	<b>Dressed Neg. Grid Vol:</b> 899
Dressed Steer Avg:	N/A	Steer/Heifer Avg: \$201.90
Dressed Heifer Avg:	N/A	<b>TOTAL VOLUME:</b> 6,086
<a href="#">LM CT106</a>	<b>TOTAL WK TO DATE VOLUME:</b>	<b>19,396</b>
<b>Committed:</b>	<b>2,837</b>	<b>Delivered:</b> 5,501

<a href="#">LM CT137</a>	<b>IA-MN</b>	<a href="#">LM CT109</a>
<b>Neg. Cash Volume:</b>	4,895	<b>Dressed Formula Vol:</b> 3,611
Live Steer Avg:	\$128.24	Steer/Heifer Avg: \$201.71
Live Heifer Avg:	\$128.22	<b>Dressed Neg. Grid Vol:</b> 1,206
Dressed Steer Avg:	\$201.91	Steer/Heifer Avg: \$200.77
Dressed Heifer Avg:	\$202.30	<b>TOTAL VOLUME:</b> 9,712
<a href="#">LM CT106</a>	<b>TOTAL WK TO DATE VOLUME:</b>	<b>28,151</b>
<b>Committed:</b>	<b>5,718</b>	<b>Delivered:</b> 8,732

For Thursday negotiated cash trading in the Southern Plains was mostly inactive on light demand. Not enough purchases for a market trend. In the Southern Plains the last reportable market was on Tuesday with live purchases at 128.00. Thursday in Nebraska and Western Cornbelt negotiated cash trading was slow with moderate demand. Not enough purchases for a market trend. Last week in Nebraska live and dressed purchases traded at 127.00 and at 200.00, respectively. In the Western Cornbelt last week live and dressed purchases traded from 126.00-127.00 and at 200.00, respectively.



## USDA Livestock, Poultry and Grain Market News

St. Joseph, Missouri

Phone: 816-676-7000

[stjoe.lpgmn@ams.usda.gov](mailto:stjoe.lpgmn@ams.usda.gov)