

## Daily Direct Steer and Heifer Slaughter Cattle Summary

For Trade on:

Friday, October 29, 2021

|                          |                                 |                                     |
|--------------------------|---------------------------------|-------------------------------------|
| <a href="#">LM CT100</a> | <b>5-AREA</b>                   | <a href="#">LM CT109</a>            |
| <b>Neg. Cash Volume:</b> | 1,353                           | <b>Dressed Formula Vol:</b> 38,845  |
| Live Steer Avg:          | N/A                             | Steer/Heifer Avg: \$199.67          |
| Live Heifer Avg:         | N/A                             | <b>Dressed Neg. Grid Vol:</b> 3,524 |
| Dressed Steer Avg:       | \$200.00                        | Steer/Heifer Avg: \$199.93          |
| Dressed Heifer Avg:      | \$200.00                        | <b>TOTAL VOLUME:</b> 43,722         |
| <a href="#">LM CT106</a> | <b>TOTAL WK TO DATE VOLUME:</b> | <b>314,521</b>                      |
| <b>Committed:</b>        | <b>62,869</b>                   | <b>Delivered:</b> 101,630           |

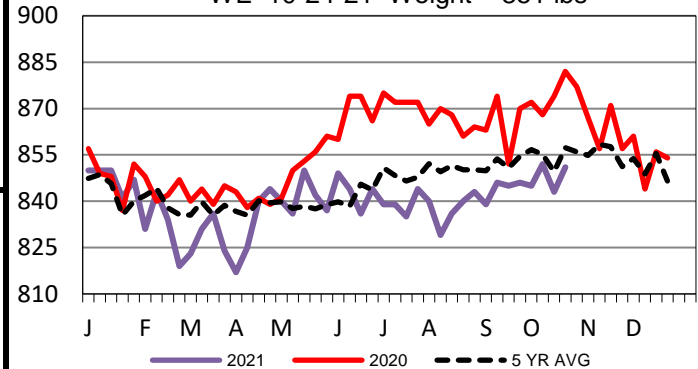
For Friday negotiated cash trading was at a standstill in the Texas Panhandle. In Kansas, Nebraska and Western Cornbelt negotiated cash trading was mostly inactive on light demand. Not enough purchases for a market trend.

Wednesday was the last fully reported market in all regions. In the Southern Plains live purchases traded at 126.00. In Nebraska live and dressed purchases traded at 127.00 and 200.00, respectively. In the Western Cornbelt live and dressed purchases traded from 126.00-127.00 and at 200.00, respectively.

|                          |                                 |                                    |
|--------------------------|---------------------------------|------------------------------------|
| <a href="#">LM CT118</a> | <b>TX-OK-NM</b>                 | <a href="#">LM CT109</a>           |
| <b>Neg. Cash Volume:</b> | 0                               | <b>Dressed Formula Vol:</b> 10,034 |
| Live Steer Avg:          | N/A                             | Steer/Heifer Avg: \$196.64         |
| Live Heifer Avg:         | N/A                             | <b>Dressed Neg. Grid Vol:</b> 322  |
| Dressed Steer Avg:       | N/A                             | Steer/Heifer Avg: \$195.75         |
| Dressed Heifer Avg:      | N/A                             | <b>TOTAL VOLUME:</b> 10,356        |
| <a href="#">LM CT106</a> | <b>TOTAL WK TO DATE VOLUME:</b> | <b>77,240</b>                      |
| <b>Committed:</b>        | <b>17,894</b>                   | <b>Delivered:</b> 20,718           |

## TX-OK-NM Formula Carcass Weights

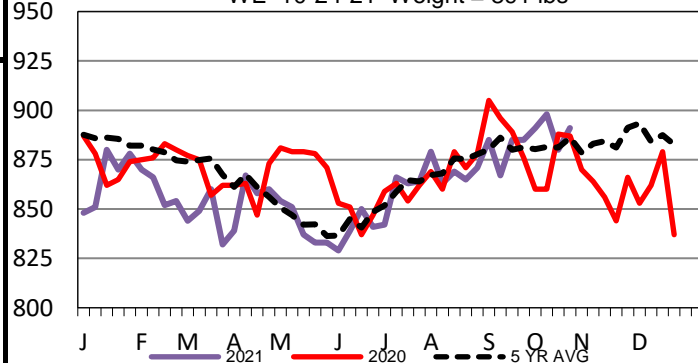
WE 10-24-21 Weight = 851 lbs



|                          |                                 |                                    |
|--------------------------|---------------------------------|------------------------------------|
| <a href="#">LM CT121</a> | <b>KANSAS</b>                   | <a href="#">LM CT109</a>           |
| <b>Neg. Cash Volume:</b> | 117                             | <b>Dressed Formula Vol:</b> 16,486 |
| Live Steer Avg:          | N/A                             | Steer/Heifer Avg: \$200.90         |
| Live Heifer Avg:         | N/A                             | <b>Dressed Neg. Grid Vol:</b> 339  |
| Dressed Steer Avg:       | N/A                             | Steer/Heifer Avg: \$198.29         |
| Dressed Heifer Avg:      | N/A                             | <b>TOTAL VOLUME:</b> 16,942        |
| <a href="#">LM CT106</a> | <b>TOTAL WK TO DATE VOLUME:</b> | <b>94,054</b>                      |
| <b>Committed:</b>        | <b>15,109</b>                   | <b>Delivered:</b> 30,199           |

## Colorado Formula Carcass Weights

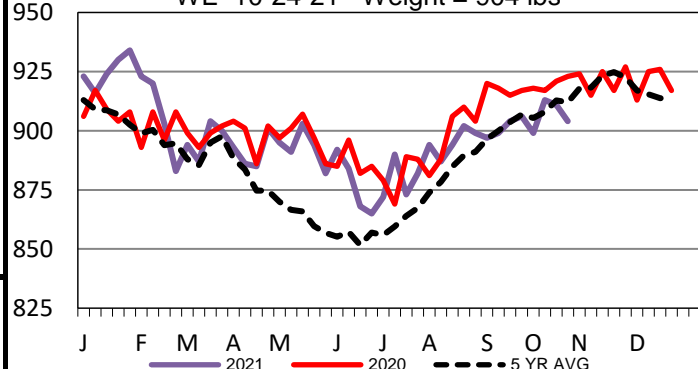
WE 10-24-21 Weight = 891 lbs



|                          |                                 |                                     |
|--------------------------|---------------------------------|-------------------------------------|
| <a href="#">LM CT124</a> | <b>NEBRASKA</b>                 | <a href="#">LM CT109</a>            |
| <b>Neg. Cash Volume:</b> | 80                              | <b>Dressed Formula Vol:</b> 6,002   |
| Live Steer Avg:          | N/A                             | Steer/Heifer Avg: \$199.46          |
| Live Heifer Avg:         | N/A                             | <b>Dressed Neg. Grid Vol:</b> 1,126 |
| Dressed Steer Avg:       | N/A                             | Steer/Heifer Avg: \$201.58          |
| Dressed Heifer Avg:      | N/A                             | <b>TOTAL VOLUME:</b> 7,208          |
| <a href="#">LM CT106</a> | <b>TOTAL WK TO DATE VOLUME:</b> | <b>75,742</b>                       |
| <b>Committed:</b>        | <b>10,130</b>                   | <b>Delivered:</b> 23,237            |

## Nebraska Formula Carcass Weights

WE 10-24-21 Weight = 904 lbs



|                          |                                 |                                   |
|--------------------------|---------------------------------|-----------------------------------|
| <a href="#">LM CT134</a> | <b>COLORADO</b>                 | <a href="#">LM CT109</a>          |
| <b>Neg. Cash Volume:</b> | 0                               | <b>Dressed Formula Vol:</b> 3,524 |
| Live Steer Avg:          | N/A                             | Steer/Heifer Avg: \$203.44        |
| Live Heifer Avg:         | N/A                             | <b>Dressed Neg. Grid Vol:</b> 373 |
| Dressed Steer Avg:       | N/A                             | Steer/Heifer Avg: \$199.64        |
| Dressed Heifer Avg:      | N/A                             | <b>TOTAL VOLUME:</b> 3,897        |
| <a href="#">LM CT106</a> | <b>TOTAL WK TO DATE VOLUME:</b> | <b>21,775</b>                     |
| <b>Committed:</b>        | <b>8,226</b>                    | <b>Delivered:</b> 8,598           |

|                          |                                 |                                     |
|--------------------------|---------------------------------|-------------------------------------|
| <a href="#">LM CT137</a> | <b>IA-MN</b>                    | <a href="#">LM CT109</a>            |
| <b>Neg. Cash Volume:</b> | 1,156                           | <b>Dressed Formula Vol:</b> 2,996   |
| Live Steer Avg:          | N/A                             | Steer/Heifer Avg: \$198.86          |
| Live Heifer Avg:         | N/A                             | <b>Dressed Neg. Grid Vol:</b> 1,364 |
| Dressed Steer Avg:       | \$200.00                        | Steer/Heifer Avg: \$200.04          |
| Dressed Heifer Avg:      | \$200.00                        | <b>TOTAL VOLUME:</b> 5,516          |
| <a href="#">LM CT106</a> | <b>TOTAL WK TO DATE VOLUME:</b> | <b>76,892</b>                       |
| <b>Committed:</b>        | <b>11,510</b>                   | <b>Delivered:</b> 18,878            |

## USDA Livestock, Poultry and Grain Market News

St. Joseph, Missouri

Phone: 816-676-7000

[stjoe.lpgmn@ams.usda.gov](mailto:stjoe.lpgmn@ams.usda.gov)