

## Daily Direct Steer and Heifer Slaughter Cattle Summary

For Trade on:

Friday, October 22, 2021

<a href="#">LM CT100</a>	<b>5-AREA</b>	<a href="#">LM CT109</a>
<b>Neg. Cash Volume:</b>	6,423	<b>Dressed Formula Vol:</b> 50,272
Live Steer Avg:	\$124.78	Steer/Heifer Avg: \$199.03
Live Heifer Avg:	\$125.00	<b>Dressed Neg. Grid Vol:</b> 4,085
Dressed Steer Avg:	\$195.76	Steer/Heifer Avg: \$199.91
Dressed Heifer Avg:	\$196.00	<b>TOTAL VOLUME:</b> 60,780
<a href="#">LM CT106</a>	<b>TOTAL WK TO DATE VOLUME:</b>	<b>283,334</b>
<b>Committed:</b>	<b>82,127</b>	<b>Delivered:</b> 112,498

<a href="#">LM CT118</a>	<b>TX-OK-NM</b>	<a href="#">LM CT109</a>
<b>Neg. Cash Volume:</b>	0	<b>Dressed Formula Vol:</b> 15,737
Live Steer Avg:	N/A	Steer/Heifer Avg: \$197.01
Live Heifer Avg:	N/A	<b>Dressed Neg. Grid Vol:</b> 219
Dressed Steer Avg:	N/A	Steer/Heifer Avg: \$194.82
Dressed Heifer Avg:	N/A	<b>TOTAL VOLUME:</b> 15,956
<a href="#">LM CT106</a>	<b>TOTAL WK TO DATE VOLUME:</b>	<b>72,385</b>
<b>Committed:</b>	<b>23,966</b>	<b>Delivered:</b> 33,365

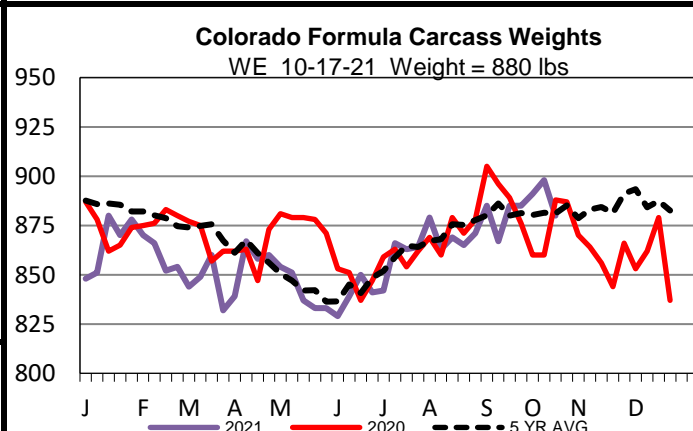
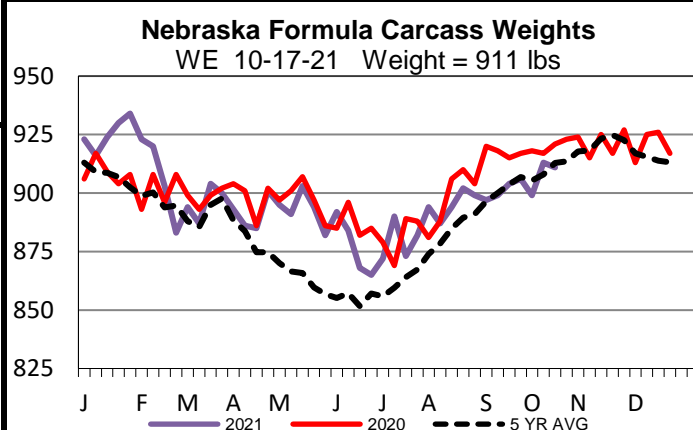
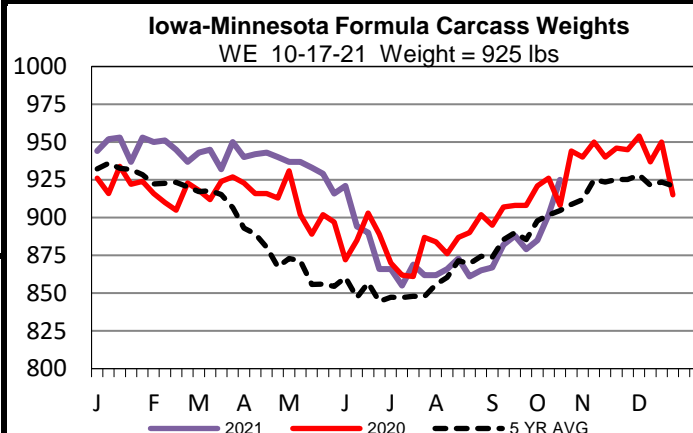
<a href="#">LM CT121</a>	<b>KANSAS</b>	<a href="#">LM CT109</a>
<b>Neg. Cash Volume:</b>	1,538	<b>Dressed Formula Vol:</b> 16,664
Live Steer Avg:	\$124.90	Steer/Heifer Avg: \$199.79
Live Heifer Avg:	N/A	<b>Dressed Neg. Grid Vol:</b> 0
Dressed Steer Avg:	N/A	Steer/Heifer Avg: N/A
Dressed Heifer Avg:	N/A	<b>TOTAL VOLUME:</b> 18,202
<a href="#">LM CT106</a>	<b>TOTAL WK TO DATE VOLUME:</b>	<b>85,210</b>
<b>Committed:</b>	<b>18,996</b>	<b>Delivered:</b> 33,445

<a href="#">LM CT124</a>	<b>NEBRASKA</b>	<a href="#">LM CT109</a>
<b>Neg. Cash Volume:</b>	2,197	<b>Dressed Formula Vol:</b> 6,316
Live Steer Avg:	\$125.00	Steer/Heifer Avg: \$201.05
Live Heifer Avg:	\$125.00	<b>Dressed Neg. Grid Vol:</b> 1,890
Dressed Steer Avg:	\$196.00	Steer/Heifer Avg: \$199.73
Dressed Heifer Avg:	\$196.00	<b>TOTAL VOLUME:</b> 10,403
<a href="#">LM CT106</a>	<b>TOTAL WK TO DATE VOLUME:</b>	<b>56,450</b>
<b>Committed:</b>	<b>12,776</b>	<b>Delivered:</b> 21,125

<a href="#">LM CT134</a>	<b>COLORADO</b>	<a href="#">LM CT109</a>
<b>Neg. Cash Volume:</b>	0	<b>Dressed Formula Vol:</b> 6,471
Live Steer Avg:	N/A	Steer/Heifer Avg: \$200.38
Live Heifer Avg:	N/A	<b>Dressed Neg. Grid Vol:</b> 329
Dressed Steer Avg:	N/A	Steer/Heifer Avg: \$201.51
Dressed Heifer Avg:	N/A	<b>TOTAL VOLUME:</b> 6,800
<a href="#">LM CT106</a>	<b>TOTAL WK TO DATE VOLUME:</b>	<b>23,781</b>
<b>Committed:</b>	<b>17,630</b>	<b>Delivered:</b> 7,038

<a href="#">LM CT137</a>	<b>IA-MN</b>	<a href="#">LM CT109</a>
<b>Neg. Cash Volume:</b>	2,688	<b>Dressed Formula Vol:</b> 5,234
Live Steer Avg:	\$124.56	Steer/Heifer Avg: \$198.61
Live Heifer Avg:	N/A	<b>Dressed Neg. Grid Vol:</b> 1,647
Dressed Steer Avg:	\$195.00	Steer/Heifer Avg: \$200.49
Dressed Heifer Avg:	\$196.00	<b>TOTAL VOLUME:</b> 9,569
<a href="#">LM CT106</a>	<b>TOTAL WK TO DATE VOLUME:</b>	<b>46,569</b>
<b>Committed:</b>	<b>8,759</b>	<b>Delivered:</b> 17,525

For Friday cash trading was limited with light demand in Kansas, Nebraska and Western Cornbelt. In Kansas and Nebraska a few live traded at 125.00. In the Western Cornbelt a few live traded at 124.00. However, not enough purchases for a market trend. In the Texas Panhandle cash trading was at a standstill. Wednesday was the last reported market in these regions. In the Southern Plains live purchases traded at 124.00. In Nebraska live and dressed purchases traded from 124.00-126.50 and at 196.00, respectively. In the Western Cornbelt live and dressed purchases traded mostly from 124.00-125.00 and at 196.00, respectively.



## USDA Livestock, Poultry and Grain Market News

St. Joseph, Missouri

Phone: 816-676-7000

[stjoe.lpgmn@ams.usda.gov](mailto:stjoe.lpgmn@ams.usda.gov)