

**Daily Direct Steer and Heifer Slaughter Cattle Summary**

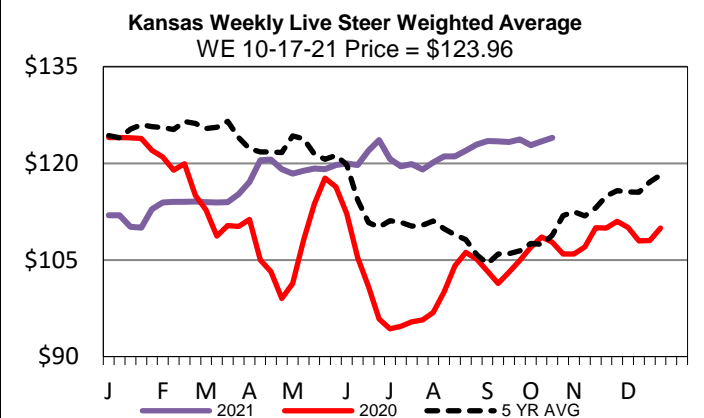
For Trade on:

Tuesday, October 19, 2021

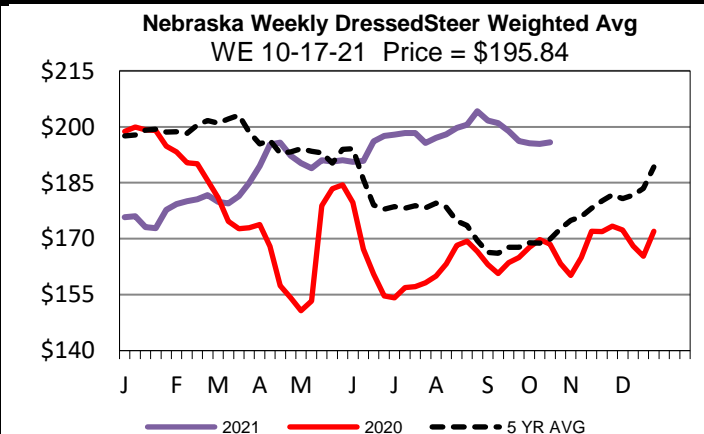
<a href="#">LM CT100</a>	<b>5-AREA</b>	<a href="#">LM CT109</a>
<b>Neg. Cash Volume:</b>	3,946	<b>Dressed Formula Vol:</b> 28,726
Live Steer Avg:	\$123.63	Steer/Heifer Avg: \$201.08
Live Heifer Avg:	\$125.00	<b>Dressed Neg. Grid Vol:</b> 5,466
Dressed Steer Avg:	\$195.60	Steer/Heifer Avg: \$199.50
Dressed Heifer Avg:	\$196.00	<b>TOTAL VOLUME:</b> 38,138
<a href="#">LM CT106</a>	<b>TOTAL WK TO DATE VOLUME:</b>	<b>104,924</b>
<b>Committed:</b>	<b>52,831</b>	<b>Delivered:</b> 69,676

For Tuesday negotiated cash trading was mostly inactive on light demand in the Texas Panhandle and Nebraska. In the Western Cornbelt negotiated cash trading was limited on light demand. In Kansas negotiated cash trading was at a standstill. Not enough purchases in any of these regions for a market trend. Last week in the 5 Area feeding regions live purchases traded at 124.00. For the prior week in Nebraska and Western Cornbelt dressed purchases traded at 196.00.

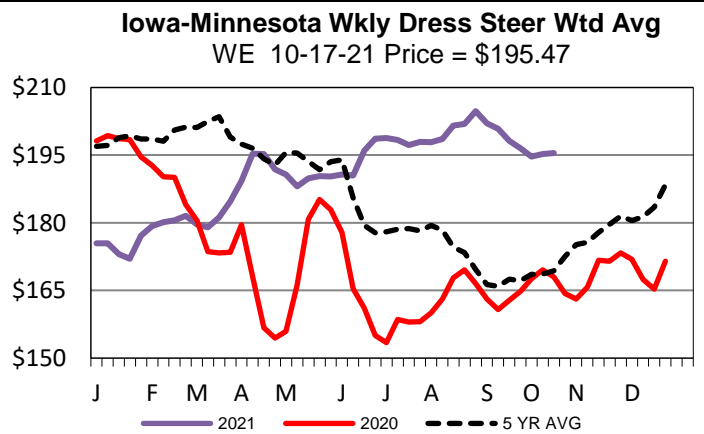
<a href="#">LM CT118</a>	<b>TX-OK-NM</b>	<a href="#">LM CT109</a>
<b>Neg. Cash Volume:</b>	700	<b>Dressed Formula Vol:</b> 9,180
Live Steer Avg:	\$123.00	Steer/Heifer Avg: \$198.44
Live Heifer Avg:	N/A	<b>Dressed Neg. Grid Vol:</b> 0
Dressed Steer Avg:	N/A	Steer/Heifer Avg: N/A
Dressed Heifer Avg:	N/A	<b>TOTAL VOLUME:</b> 9,880
<a href="#">LM CT106</a>	<b>TOTAL WK TO DATE VOLUME:</b>	<b>26,190</b>
<b>Committed:</b>	<b>6,690</b>	<b>Delivered:</b> 17,592



<a href="#">LM CT121</a>	<b>KANSAS</b>	<a href="#">LM CT109</a>
<b>Neg. Cash Volume:</b>	0	<b>Dressed Formula Vol:</b> 9,790
Live Steer Avg:	N/A	Steer/Heifer Avg: \$200.25
Live Heifer Avg:	N/A	<b>Dressed Neg. Grid Vol:</b> 101
Dressed Steer Avg:	N/A	Steer/Heifer Avg: \$199.32
Dressed Heifer Avg:	N/A	<b>TOTAL VOLUME:</b> 9,891
<a href="#">LM CT106</a>	<b>TOTAL WK TO DATE VOLUME:</b>	<b>40,371</b>
<b>Committed:</b>	<b>23,833</b>	<b>Delivered:</b> 19,497



<a href="#">LM CT124</a>	<b>NEBRASKA</b>	<a href="#">LM CT109</a>
<b>Neg. Cash Volume:</b>	388	<b>Dressed Formula Vol:</b> 5,221
Live Steer Avg:	\$125.00	Steer/Heifer Avg: \$206.59
Live Heifer Avg:	N/A	<b>Dressed Neg. Grid Vol:</b> 2,535
Dressed Steer Avg:	\$196.00	Steer/Heifer Avg: \$199.55
Dressed Heifer Avg:	N/A	<b>TOTAL VOLUME:</b> 8,144
<a href="#">LM CT106</a>	<b>TOTAL WK TO DATE VOLUME:</b>	<b>17,493</b>
<b>Committed:</b>	<b>8,813</b>	<b>Delivered:</b> 16,846



<a href="#">LM CT134</a>	<b>COLORADO</b>	<a href="#">LM CT109</a>
<b>Neg. Cash Volume:</b>	0	<b>Dressed Formula Vol:</b> 2,854
Live Steer Avg:	N/A	Steer/Heifer Avg: \$200.65
Live Heifer Avg:	N/A	<b>Dressed Neg. Grid Vol:</b> 481
Dressed Steer Avg:	N/A	Steer/Heifer Avg: \$196.50
Dressed Heifer Avg:	N/A	<b>TOTAL VOLUME:</b> 3,335
<a href="#">LM CT106</a>	<b>TOTAL WK TO DATE VOLUME:</b>	<b>10,813</b>
<b>Committed:</b>	<b>5,546</b>	<b>Delivered:</b> 7,843

<a href="#">LM CT137</a>	<b>IA-MN</b>	<a href="#">LM CT109</a>
<b>Neg. Cash Volume:</b>	2,858	<b>Dressed Formula Vol:</b> 1,703
Live Steer Avg:	\$123.59	Steer/Heifer Avg: \$203.82
Live Heifer Avg:	\$125.00	<b>Dressed Neg. Grid Vol:</b> 2,349
Dressed Steer Avg:	\$195.58	Steer/Heifer Avg: \$200.06
Dressed Heifer Avg:	\$196.00	<b>TOTAL VOLUME:</b> 6,910
<a href="#">LM CT106</a>	<b>TOTAL WK TO DATE VOLUME:</b>	<b>10,307</b>
<b>Committed:</b>	<b>7,949</b>	<b>Delivered:</b> 7,898

**USDA Livestock, Poultry and Grain Market News**

St. Joseph, Missouri  
Phone: 816-676-7000

[stjoe.lpgmn@ams.usda.gov](mailto:stjoe.lpgmn@ams.usda.gov)