

Daily Direct Steer and Heifer Slaughter Cattle Summary

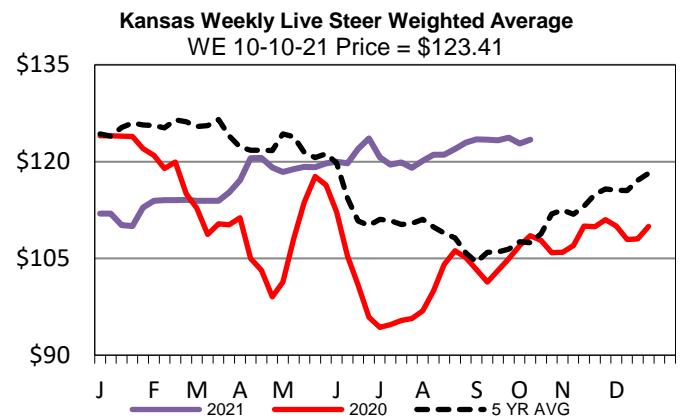
For Trade on:

Wednesday, October 13, 2021

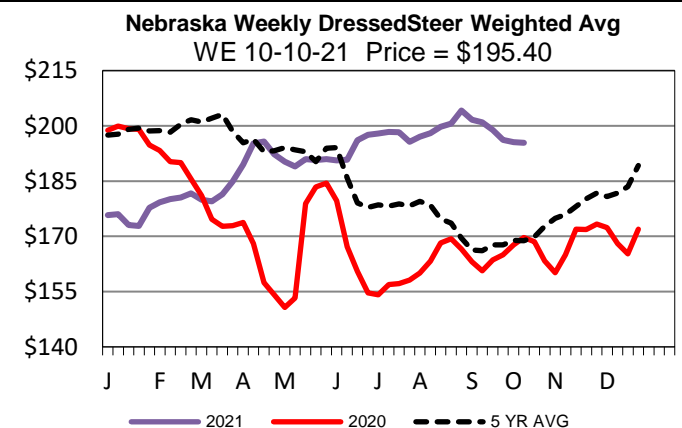
LM CT100	5-AREA	LM CT109
Neg. Cash Volume:	58,508	Dressed Formula Vol: 33,994
Live Steer Avg:	\$123.86	Steer/Heifer Avg: \$202.65
Live Heifer Avg:	\$123.76	Dressed Neg. Grid Vol: 575
Dressed Steer Avg:	\$195.71	Steer/Heifer Avg: \$200.90
Dressed Heifer Avg:	\$195.44	TOTAL VOLUME: 93,077
LM CT106	TOTAL WK TO DATE VOLUME:	198,767
Committed:	139,739	Delivered: 69,599

For Wednesday negotiated cash trading was slow to moderate on moderate demand in all feeding regions. Compared to last week in the Southern Plains live purchases traded steady at 124.00. Compared to the prior week in Nebraska live traded steady to 2.00 higher mostly at 124.00 and dressed purchases traded mostly steady at 196.00. Compared to the previous week in the Western Cornbelt live purchases traded steady to 2.00 higher from 122.00-124.00 and dressed purchases traded steady to 1.00 higher from 194.00-196.00.

LM CT118	TX-OK-NM	LM CT109
Neg. Cash Volume:	3,385	Dressed Formula Vol: 9,166
Live Steer Avg:	\$123.92	Steer/Heifer Avg: \$199.59
Live Heifer Avg:	\$124.07	Dressed Neg. Grid Vol: 0
Dressed Steer Avg:	N/A	Steer/Heifer Avg: N/A
Dressed Heifer Avg:	N/A	TOTAL VOLUME: 12,551
LM CT106	TOTAL WK TO DATE VOLUME:	46,342
Committed:	25,630	Delivered: 17,683

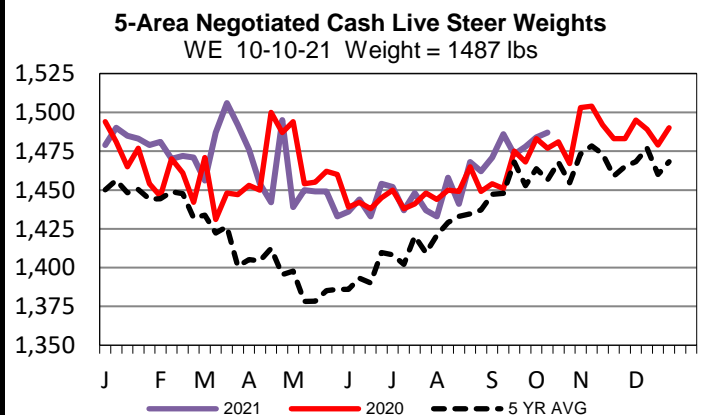


LM CT121	KANSAS	LM CT109
Neg. Cash Volume:	12,896	Dressed Formula Vol: 7,199
Live Steer Avg:	\$123.94	Steer/Heifer Avg: \$199.39
Live Heifer Avg:	\$123.98	Dressed Neg. Grid Vol: 0
Dressed Steer Avg:	\$196.00	Steer/Heifer Avg: N/A
Dressed Heifer Avg:	N/A	TOTAL VOLUME: 20,095
LM CT106	TOTAL WK TO DATE VOLUME:	57,772
Committed:	43,656	Delivered: 18,055



LM CT124	NEBRASKA	LM CT109
Neg. Cash Volume:	25,138	Dressed Formula Vol: 11,884
Live Steer Avg:	\$123.91	Steer/Heifer Avg: \$203.14
Live Heifer Avg:	\$123.84	Dressed Neg. Grid Vol: 178
Dressed Steer Avg:	\$195.84	Steer/Heifer Avg: \$196.50
Dressed Heifer Avg:	\$196.00	TOTAL VOLUME: 37,200
LM CT106	TOTAL WK TO DATE VOLUME:	56,060
Committed:	35,700	Delivered: 16,613

LM CT134	COLORADO	LM CT109
Neg. Cash Volume:	498	Dressed Formula Vol: 3,092
Live Steer Avg:	\$124.00	Steer/Heifer Avg: \$220.42
Live Heifer Avg:	\$124.00	Dressed Neg. Grid Vol: 154
Dressed Steer Avg:	N/A	Steer/Heifer Avg: \$203.86
Dressed Heifer Avg:	N/A	TOTAL VOLUME: 3,744
LM CT106	TOTAL WK TO DATE VOLUME:	12,460
Committed:	10,242	Delivered: 6,994



LM CT137	IA-MN	LM CT109
Neg. Cash Volume:	16,591	Dressed Formula Vol: 2,693
Live Steer Avg:	\$123.63	Steer/Heifer Avg: \$199.09
Live Heifer Avg:	\$122.91	Dressed Neg. Grid Vol: 283
Dressed Steer Avg:	\$195.46	Steer/Heifer Avg: \$202.65
Dressed Heifer Avg:	\$194.84	TOTAL VOLUME: 19,567
LM CT106	TOTAL WK TO DATE VOLUME:	26,388
Committed:	24,511	Delivered: 10,254

USDA Livestock, Poultry and Grain Market News

St. Joseph, Missouri

Phone: 816-676-7000

stjoe.lpgmn@ams.usda.gov