

Daily Direct Steer and Heifer Slaughter Cattle Summary

For Trade on:

Tuesday, October 12, 2021

LM CT100	5-AREA	LM CT109
Neg. Cash Volume:	3,042	Dressed Formula Vol: 40,185
Live Steer Avg:	\$123.63	Steer/Heifer Avg: \$201.06
Live Heifer Avg:	\$124.03	Dressed Neg. Grid Vol: 4,555
Dressed Steer Avg:	N/A	Steer/Heifer Avg: \$199.07
Dressed Heifer Avg:	N/A	TOTAL VOLUME: 47,782
LM CT106	TOTAL WK TO DATE VOLUME:	105,690
Committed:	57,148	Delivered: 72,520

LM CT118	TX-OK-NM	LM CT109
Neg. Cash Volume:	2,502	Dressed Formula Vol: 15,284
Live Steer Avg:	\$124.00	Steer/Heifer Avg: \$200.05
Live Heifer Avg:	N/A	Dressed Neg. Grid Vol: 241
Dressed Steer Avg:	N/A	Steer/Heifer Avg: \$189.66
Dressed Heifer Avg:	N/A	TOTAL VOLUME: 18,027
LM CT106	TOTAL WK TO DATE VOLUME:	33,791
Committed:	25,641	Delivered: 17,519

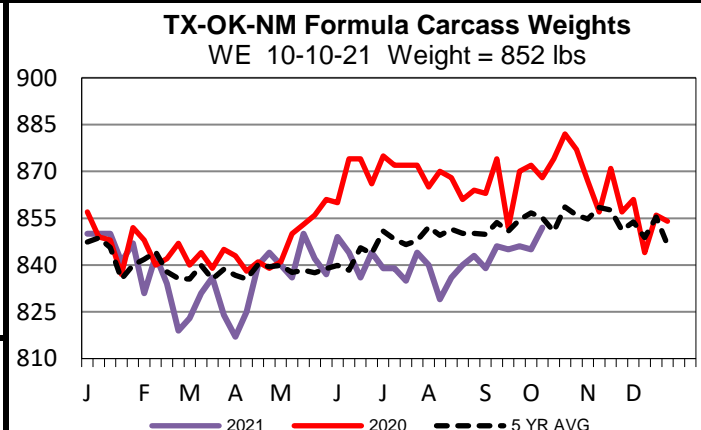
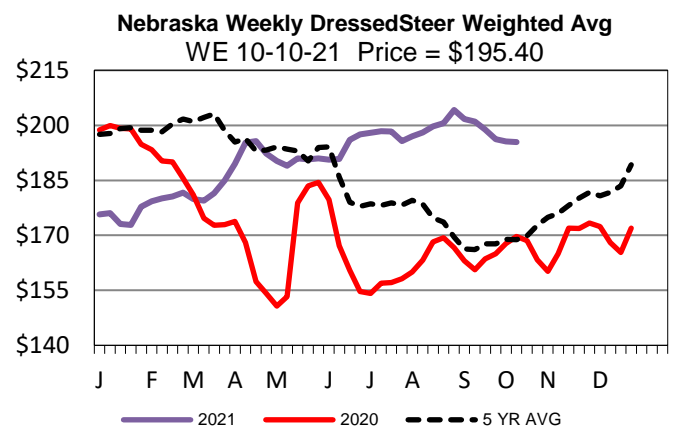
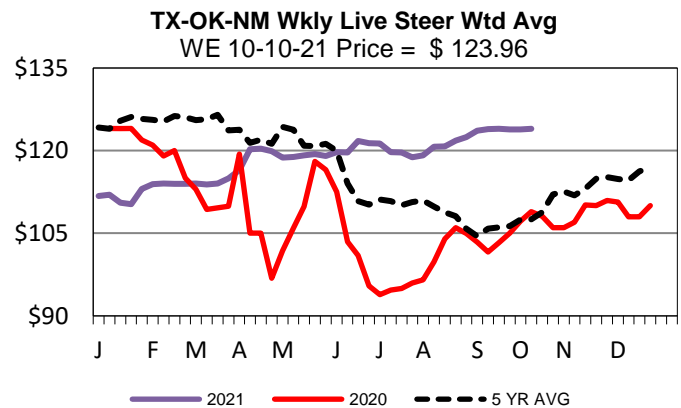
LM CT121	KANSAS	LM CT109
Neg. Cash Volume:	236	Dressed Formula Vol: 10,739
Live Steer Avg:	N/A	Steer/Heifer Avg: \$199.77
Live Heifer Avg:	N/A	Dressed Neg. Grid Vol: 29
Dressed Steer Avg:	N/A	Steer/Heifer Avg: \$202.80
Dressed Heifer Avg:	N/A	TOTAL VOLUME: 11,004
LM CT106	TOTAL WK TO DATE VOLUME:	37,677
Committed:	11,187	Delivered: 21,259

LM CT124	NEBRASKA	LM CT109
Neg. Cash Volume:	0	Dressed Formula Vol: 9,256
Live Steer Avg:	N/A	Steer/Heifer Avg: \$204.23
Live Heifer Avg:	N/A	Dressed Neg. Grid Vol: 1,651
Dressed Steer Avg:	N/A	Steer/Heifer Avg: \$198.69
Dressed Heifer Avg:	N/A	TOTAL VOLUME: 10,907
LM CT106	TOTAL WK TO DATE VOLUME:	18,860
Committed:	12,162	Delivered: 16,850

LM CT134	COLORADO	LM CT109
Neg. Cash Volume:	0	Dressed Formula Vol: 2,528
Live Steer Avg:	N/A	Steer/Heifer Avg: \$200.92
Live Heifer Avg:	N/A	Dressed Neg. Grid Vol: 1,153
Dressed Steer Avg:	N/A	Steer/Heifer Avg: \$200.50
Dressed Heifer Avg:	N/A	TOTAL VOLUME: 3,681
LM CT106	TOTAL WK TO DATE VOLUME:	8,716
Committed:	4,347	Delivered: 6,684

LM CT137	IA-MN	LM CT109
Neg. Cash Volume:	304	Dressed Formula Vol: 2,486
Live Steer Avg:	\$122.00	Steer/Heifer Avg: \$200.10
Live Heifer Avg:	N/A	Dressed Neg. Grid Vol: 1,481
Dressed Steer Avg:	N/A	Steer/Heifer Avg: \$199.84
Dressed Heifer Avg:	N/A	TOTAL VOLUME: 4,271
LM CT106	TOTAL WK TO DATE VOLUME:	6,821
Committed:	3,811	Delivered: 10,208

For Tuesday in the Texas Panhandle negotiated cash trading was limited with light demand. Live purchases traded steady at 124.00, when compared to last week. In Kansas, Nebraska, and Western Cornbelt negotiated cash trading was mostly inactive with light demand. Not enough purchases for a market trend. Last week in Kansas live purchases traded at 124.00. For the prior week in Nebraska live and dressed purchases traded from 122.00-124.00 and at 196.00, respectively. For previous week in the Western Cornbelt live and dressed purchases traded at 122.00 and from 193.00-196.00, respectively.



USDA Livestock, Poultry and Grain Market News

St. Joseph, Missouri

Phone: 816-676-7000

stjoe.lpgmn@ams.usda.gov