

Daily Direct Steer and Heifer Slaughter Cattle Summary

For Trade on:

Friday, October 08, 2021

LM CT100	5-AREA	LM CT109
Neg. Cash Volume:	1,192	Dressed Formula Vol: 51,402
Live Steer Avg:	\$122.59	Steer/Heifer Avg: \$198.58
Live Heifer Avg:	\$122.00	Dressed Neg. Grid Vol: 1,915
Dressed Steer Avg:	\$193.70	Steer/Heifer Avg: \$200.52
Dressed Heifer Avg:	N/A	TOTAL VOLUME: 54,509
LM CT106	TOTAL WK TO DATE VOLUME:	302,959
Committed:	57,939	Delivered: 109,855

LM CT118	TX-OK-NM	LM CT109
Neg. Cash Volume:	0	Dressed Formula Vol: 16,952
Live Steer Avg:	N/A	Steer/Heifer Avg: \$196.22
Live Heifer Avg:	N/A	Dressed Neg. Grid Vol: 0
Dressed Steer Avg:	N/A	Steer/Heifer Avg: N/A
Dressed Heifer Avg:	N/A	TOTAL VOLUME: 16,952
LM CT106	TOTAL WK TO DATE VOLUME:	67,894
Committed:	10,866	Delivered: 32,638

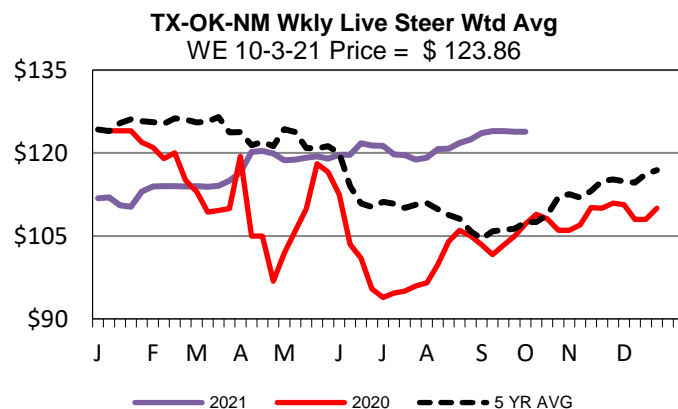
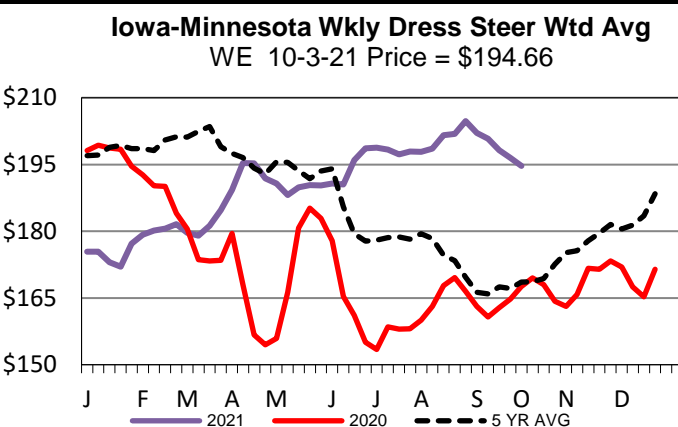
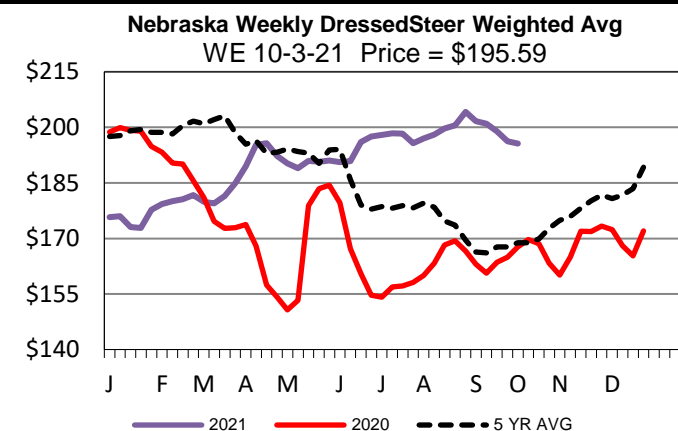
LM CT121	KANSAS	LM CT109
Neg. Cash Volume:	\$0.00	Dressed Formula Vol: 19,182
Live Steer Avg:	N/A	Steer/Heifer Avg: \$198.68
Live Heifer Avg:	N/A	Dressed Neg. Grid Vol: 30
Dressed Steer Avg:	N/A	Steer/Heifer Avg: \$213.38
Dressed Heifer Avg:	N/A	TOTAL VOLUME: 19,212
LM CT106	TOTAL WK TO DATE VOLUME:	98,871
Committed:	17,034	Delivered: 32,321

LM CT124	NEBRASKA	LM CT109
Neg. Cash Volume:	453	Dressed Formula Vol: 6,616
Live Steer Avg:	\$122.59	Steer/Heifer Avg: \$200.59
Live Heifer Avg:	N/A	Dressed Neg. Grid Vol: 852
Dressed Steer Avg:	N/A	Steer/Heifer Avg: \$203.04
Dressed Heifer Avg:	N/A	TOTAL VOLUME: 7,921
LM CT106	TOTAL WK TO DATE VOLUME:	77,882
Committed:	12,899	Delivered: 24,908

LM CT134	COLORADO	LM CT109
Neg. Cash Volume:	0	Dressed Formula Vol: 6,236
Live Steer Avg:	N/A	Steer/Heifer Avg: \$202.12
Live Heifer Avg:	N/A	Dressed Neg. Grid Vol: 468
Dressed Steer Avg:	N/A	Steer/Heifer Avg: \$194.54
Dressed Heifer Avg:	N/A	TOTAL VOLUME: 6,704
LM CT106	TOTAL WK TO DATE VOLUME:	30,297
Committed:	11,010	Delivered: 5,337

LM CT137	IA-MN	LM CT109
Neg. Cash Volume:	504	Dressed Formula Vol: 2,529
Live Steer Avg:	N/A	Steer/Heifer Avg: \$199.84
Live Heifer Avg:	N/A	Dressed Neg. Grid Vol: 565
Dressed Steer Avg:	\$193.70	Steer/Heifer Avg: \$200.99
Dressed Heifer Avg:	N/A	TOTAL VOLUME: 3,598
LM CT106	TOTAL WK TO DATE VOLUME:	30,501
Committed:	6,130	Delivered: 14,651

For Friday negotiated cash trading was at a standstill in the Southern Plains. In Nebraska and Western Cornbelt negotiated cash trading was mostly inactive with light demand. Not enough purchases for a market trend. Wednesday was the last reported market in these regions with a light test noted. In the Texas Panhandle live purchases traded at 124.00. In Kansas and Nebraska live purchases traded from 122.00-124.00 and dressed purchases in Nebraska traded mostly at 196.00. In the Western Cornbelt live and dressed purchases traded at 122.00 and 196.00, respectively.



USDA Livestock, Poultry and Grain Market News

St. Joseph, Missouri

Phone: 816-676-7000

stjoe.lpgmn@ams.usda.gov