

## Daily Direct Steer and Heifer Slaughter Cattle Summary

For Trade on:

Thursday, October 07, 2021

<a href="#">LM CT100</a>	<b>5-AREA</b>	<a href="#">LM CT109</a>
<b>Neg. Cash Volume:</b>	3,925	<b>Dressed Formula Vol:</b> 43,089
Live Steer Avg:	\$122.96	Steer/Heifer Avg: \$201.20
Live Heifer Avg:	\$123.20	<b>Dressed Neg. Grid Vol:</b> 3,592
Dressed Steer Avg:	\$196.15	Steer/Heifer Avg: \$200.34
Dressed Heifer Avg:	\$193.00	<b>TOTAL VOLUME:</b> 50,606
<a href="#">LM CT106</a>	<b>TOTAL WK TO DATE VOLUME:</b>	<b>248,450</b>
<b>Committed:</b>	<b>67,176</b>	<b>Delivered:</b> 67,784

<a href="#">LM CT118</a>	<b>TX-OK-NM</b>	<a href="#">LM CT109</a>
<b>Neg. Cash Volume:</b>	133	<b>Dressed Formula Vol:</b> 11,746
Live Steer Avg:	N/A	Steer/Heifer Avg: \$198.39
Live Heifer Avg:	\$124.00	<b>Dressed Neg. Grid Vol:</b> 0
Dressed Steer Avg:	N/A	Steer/Heifer Avg: N/A
Dressed Heifer Avg:	N/A	<b>TOTAL VOLUME:</b> 11,879
<a href="#">LM CT106</a>	<b>TOTAL WK TO DATE VOLUME:</b>	<b>50,942</b>
<b>Committed:</b>	<b>22,497</b>	<b>Delivered:</b> 11,402

<a href="#">LM CT121</a>	<b>KANSAS</b>	<a href="#">LM CT109</a>
<b>Neg. Cash Volume:</b>	649	<b>Dressed Formula Vol:</b> 12,911
Live Steer Avg:	\$124.00	Steer/Heifer Avg: \$198.35
Live Heifer Avg:	N/A	<b>Dressed Neg. Grid Vol:</b> 303
Dressed Steer Avg:	N/A	Steer/Heifer Avg: \$201.53
Dressed Heifer Avg:	N/A	<b>TOTAL VOLUME:</b> 13,863
<a href="#">LM CT106</a>	<b>TOTAL WK TO DATE VOLUME:</b>	<b>79,659</b>
<b>Committed:</b>	<b>23,390</b>	<b>Delivered:</b> 20,889

<a href="#">LM CT124</a>	<b>NEBRASKA</b>	<a href="#">LM CT109</a>
<b>Neg. Cash Volume:</b>	1,245	<b>Dressed Formula Vol:</b> 11,571
Live Steer Avg:	\$122.00	Steer/Heifer Avg: \$202.63
Live Heifer Avg:	\$122.98	<b>Dressed Neg. Grid Vol:</b> 1,831
Dressed Steer Avg:	N/A	Steer/Heifer Avg: \$199.95
Dressed Heifer Avg:	N/A	<b>TOTAL VOLUME:</b> 14,647
<a href="#">LM CT106</a>	<b>TOTAL WK TO DATE VOLUME:</b>	<b>69,961</b>
<b>Committed:</b>	<b>11,326</b>	<b>Delivered:</b> 19,360

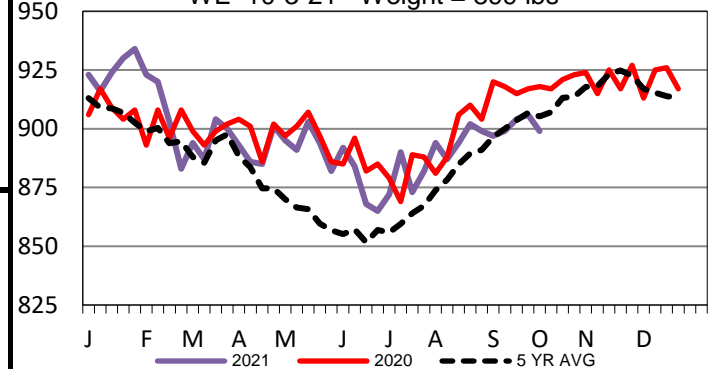
<a href="#">LM CT134</a>	<b>COLORADO</b>	<a href="#">LM CT109</a>
<b>Neg. Cash Volume:</b>	0	<b>Dressed Formula Vol:</b> 4,876
Live Steer Avg:	N/A	Steer/Heifer Avg: \$212.88
Live Heifer Avg:	N/A	<b>Dressed Neg. Grid Vol:</b> 0
Dressed Steer Avg:	N/A	Steer/Heifer Avg: N/A
Dressed Heifer Avg:	N/A	<b>TOTAL VOLUME:</b> 4,876
<a href="#">LM CT106</a>	<b>TOTAL WK TO DATE VOLUME:</b>	<b>23,593</b>
<b>Committed:</b>	<b>2,883</b>	<b>Delivered:</b> 5,402

<a href="#">LM CT137</a>	<b>IA-MN</b>	<a href="#">LM CT109</a>
<b>Neg. Cash Volume:</b>	1,898	<b>Dressed Formula Vol:</b> 2,105
Live Steer Avg:	\$122.64	Steer/Heifer Avg: \$200.19
Live Heifer Avg:	\$122.00	<b>Dressed Neg. Grid Vol:</b> 1,458
Dressed Steer Avg:	\$196.15	Steer/Heifer Avg: \$200.58
Dressed Heifer Avg:	\$193.00	<b>TOTAL VOLUME:</b> 5,461
<a href="#">LM CT106</a>	<b>TOTAL WK TO DATE VOLUME:</b>	<b>26,903</b>
<b>Committed:</b>	<b>7,080</b>	<b>Delivered:</b> 10,731

For Thursday negotiated cash trading was mostly inactive with light demand in all major feeding regions. Not enough purchases for a market trend. Wednesday was the last reported market in these regions with a light test noted. In the Texas Panhandle live purchases traded at 124.00. In Kansas and Nebraska live purchases traded from 122.00-124.00 and dressed purchases in Nebraska traded mostly at 196.00. In the Western Cornbelt live and dressed purchases traded at 122.00 and 196.00, respectively.

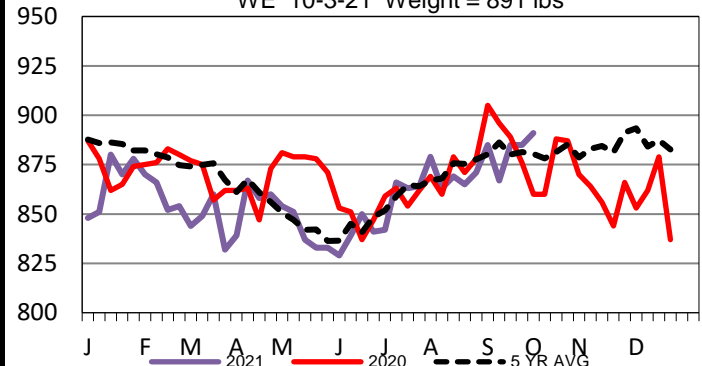
## Nebraska Formula Carcass Weights

WE 10-3-21 Weight = 899 lbs



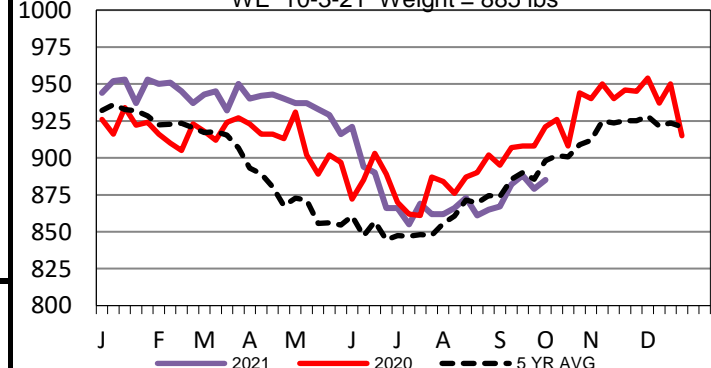
## Colorado Formula Carcass Weights

WE 10-3-21 Weight = 891 lbs



## Iowa-Minnesota Formula Carcass Weights

WE 10-3-21 Weight = 885 lbs



## USDA Livestock, Poultry and Grain Market News

St. Joseph, Missouri

Phone: 816-676-7000

[stjoe.lpgmn@ams.usda.gov](mailto:stjoe.lpgmn@ams.usda.gov)