

Daily Direct Steer and Heifer Slaughter Cattle Summary

For Trade on:

Tuesday, October 05, 2021

LM CT100	5-AREA	LM CT109
Neg. Cash Volume:	9,369	Dressed Formula Vol: 32,589
Live Steer Avg:	\$122.20	Steer/Heifer Avg: \$201.72
Live Heifer Avg:	\$122.77	Dressed Neg. Grid Vol: 1,263
Dressed Steer Avg:	\$195.62	Steer/Heifer Avg: \$205.73
Dressed Heifer Avg:	\$195.33	TOTAL VOLUME: 43,221
LM CT106	TOTAL WK TO DATE VOLUME:	119,422
Committed:	66,134	Delivered: 73,749

LM CT118	TX-OK-NM	LM CT109
Neg. Cash Volume:	290	Dressed Formula Vol: 7,876
Live Steer Avg:	N/A	Steer/Heifer Avg: \$200.78
Live Heifer Avg:	\$124.15	Dressed Neg. Grid Vol: 0
Dressed Steer Avg:	N/A	Steer/Heifer Avg: N/A
Dressed Heifer Avg:	N/A	TOTAL VOLUME: 8,166
LM CT106	TOTAL WK TO DATE VOLUME:	24,718
Committed:	9,154	Delivered: 19,035

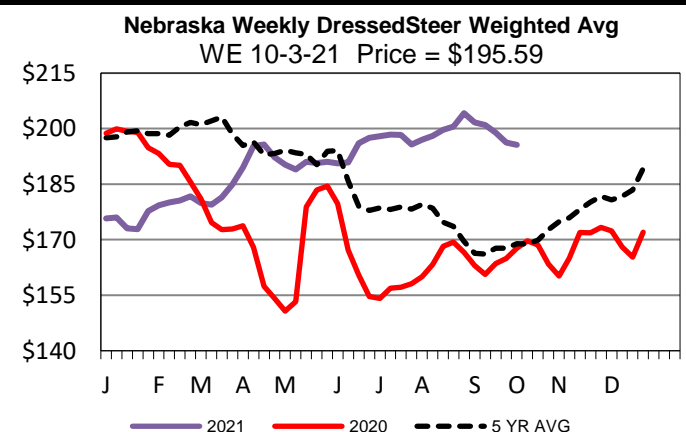
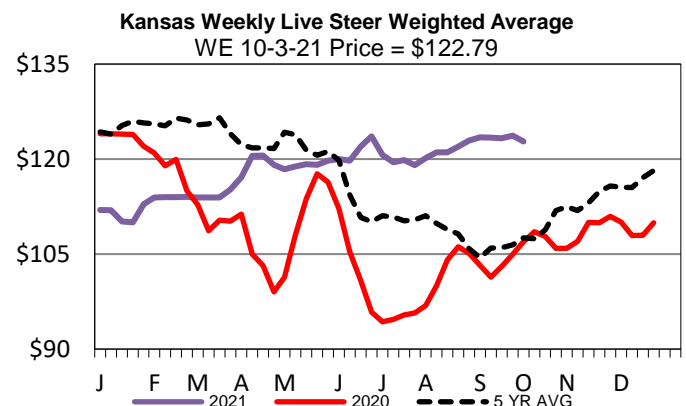
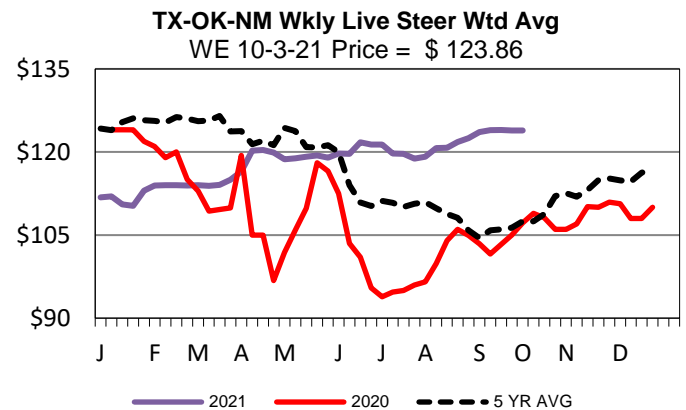
LM CT121	KANSAS	LM CT109
Neg. Cash Volume:	1,940	Dressed Formula Vol: 12,586
Live Steer Avg:	\$122.67	Steer/Heifer Avg: \$199.84
Live Heifer Avg:	\$122.00	Dressed Neg. Grid Vol: 0
Dressed Steer Avg:	N/A	Steer/Heifer Avg: N/A
Dressed Heifer Avg:	N/A	TOTAL VOLUME: 14,526
LM CT106	TOTAL WK TO DATE VOLUME:	47,509
Committed:	26,953	Delivered: 22,215

LM CT124	NEBRASKA	LM CT109
Neg. Cash Volume:	4,283	Dressed Formula Vol: 5,970
Live Steer Avg:	\$122.00	Steer/Heifer Avg: \$208.33
Live Heifer Avg:	\$122.00	Dressed Neg. Grid Vol: 776
Dressed Steer Avg:	\$195.74	Steer/Heifer Avg: \$208.00
Dressed Heifer Avg:	\$196.00	TOTAL VOLUME: 11,029
LM CT106	TOTAL WK TO DATE VOLUME:	23,541
Committed:	15,463	Delivered: 15,237

LM CT134	COLORADO	LM CT109
Neg. Cash Volume:	0	Dressed Formula Vol: 4,112
Live Steer Avg:	N/A	Steer/Heifer Avg: \$201.62
Live Heifer Avg:	N/A	Dressed Neg. Grid Vol: 164
Dressed Steer Avg:	N/A	Steer/Heifer Avg: \$204.84
Dressed Heifer Avg:	N/A	TOTAL VOLUME: 4,276
LM CT106	TOTAL WK TO DATE VOLUME:	13,700
Committed:	8,163	Delivered: 7,747

LM CT137	IA-MN	LM CT109
Neg. Cash Volume:	2,856	Dressed Formula Vol: 2,083
Live Steer Avg:	\$122.00	Steer/Heifer Avg: \$197.91
Live Heifer Avg:	\$122.00	Dressed Neg. Grid Vol: 323
Dressed Steer Avg:	\$194.60	Steer/Heifer Avg: \$200.73
Dressed Heifer Avg:	\$193.99	TOTAL VOLUME: 5,262
LM CT106	TOTAL WK TO DATE VOLUME:	10,220
Committed:	6,401	Delivered: 9,515

For Tuesday in Texas cash trading was mostly inactive with light demand. In Kansas, Nebraska and Western Cornbelt cash trading was limited on light demand. In Kansas, Nebraska and Western Cornbelt a few live traded at 122.00. In Nebraska a few dressed traded at 196.00. Not enough trades for a market trend in any region. Last week in Texas live traded at 124.00. In Kansas live traded from 122.00-124.00. In Nebraska live and dressed traded at 122.00 and 196.00, respectively. In the Western Cornbelt live and dressed traded at 122.00 and from 192.00-197.00, respectively.



USDA Livestock, Poultry and Grain Market News

St. Joseph, Missouri

Phone: 816-676-7000

stjoe.lpgmn@ams.usda.gov