

## Daily Direct Steer and Heifer Slaughter Cattle Summary

For Trade on:

Monday, October 04, 2021

<a href="#">LM CT100</a>	<b>5-AREA</b>	<a href="#">LM CT109</a>
<b>Neg. Cash Volume:</b>	3,711	<b>Dressed Formula Vol:</b> 65,615
Live Steer Avg:	\$122.21	Steer/Heifer Avg: \$199.61
Live Heifer Avg:	\$122.99	<b>Dressed Neg. Grid Vol:</b> 6,875
Dressed Steer Avg:	\$192.00	Steer/Heifer Avg: \$200.64
Dressed Heifer Avg:	N/A	<b>TOTAL VOLUME:</b> 76,201
<a href="#">LM CT106</a>	<b>TOTAL WK TO DATE VOLUME:</b>	<b>76,201</b>
<b>Committed:</b>	<b>64,282</b>	<b>Delivered:</b> 72,511

<a href="#">LM CT118</a>	<b>TX-OK-NM</b>	<a href="#">LM CT109</a>
<b>Neg. Cash Volume:</b>	0	<b>Dressed Formula Vol:</b> 16,552
Live Steer Avg:	N/A	Steer/Heifer Avg: \$198.04
Live Heifer Avg:	N/A	<b>Dressed Neg. Grid Vol:</b> 0
Dressed Steer Avg:	N/A	Steer/Heifer Avg: N/A
Dressed Heifer Avg:	N/A	<b>TOTAL VOLUME:</b> 16,552
<a href="#">LM CT106</a>	<b>TOTAL WK TO DATE VOLUME:</b>	<b>16,552</b>
<b>Committed:</b>	<b>12,138</b>	<b>Delivered:</b> 15,470

<a href="#">LM CT121</a>	<b>KANSAS</b>	<a href="#">LM CT109</a>
<b>Neg. Cash Volume:</b>	603	<b>Dressed Formula Vol:</b> 30,518
Live Steer Avg:	\$124.00	Steer/Heifer Avg: \$199.41
Live Heifer Avg:	\$124.00	<b>Dressed Neg. Grid Vol:</b> 1,862
Dressed Steer Avg:	N/A	Steer/Heifer Avg: \$193.78
Dressed Heifer Avg:	N/A	<b>TOTAL VOLUME:</b> 32,983
<a href="#">LM CT106</a>	<b>TOTAL WK TO DATE VOLUME:</b>	<b>32,983</b>
<b>Committed:</b>	<b>19,767</b>	<b>Delivered:</b> 20,648

<a href="#">LM CT124</a>	<b>NEBRASKA</b>	<a href="#">LM CT109</a>
<b>Neg. Cash Volume:</b>	2,074	<b>Dressed Formula Vol:</b> 7,733
Live Steer Avg:	\$122.00	Steer/Heifer Avg: \$202.72
Live Heifer Avg:	\$122.00	<b>Dressed Neg. Grid Vol:</b> 2,705
Dressed Steer Avg:	N/A	Steer/Heifer Avg: \$202.87
Dressed Heifer Avg:	N/A	<b>TOTAL VOLUME:</b> 12,512
<a href="#">LM CT106</a>	<b>TOTAL WK TO DATE VOLUME:</b>	<b>12,512</b>
<b>Committed:</b>	<b>18,778</b>	<b>Delivered:</b> 16,542

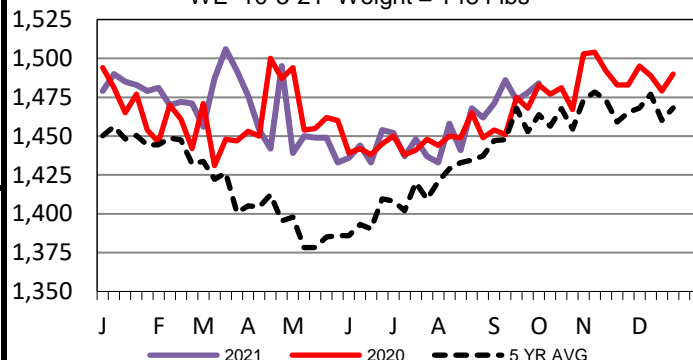
<a href="#">LM CT134</a>	<b>COLORADO</b>	<a href="#">LM CT109</a>
<b>Neg. Cash Volume:</b>	0	<b>Dressed Formula Vol:</b> 8,752
Live Steer Avg:	N/A	Steer/Heifer Avg: \$199.94
Live Heifer Avg:	N/A	<b>Dressed Neg. Grid Vol:</b> 672
Dressed Steer Avg:	N/A	Steer/Heifer Avg: \$202.88
Dressed Heifer Avg:	N/A	<b>TOTAL VOLUME:</b> 9,424
<a href="#">LM CT106</a>	<b>TOTAL WK TO DATE VOLUME:</b>	<b>9,424</b>
<b>Committed:</b>	<b>3,019</b>	<b>Delivered:</b> 9,064

<a href="#">LM CT137</a>	<b>IA-MN</b>	<a href="#">LM CT109</a>
<b>Neg. Cash Volume:</b>	1,034	<b>Dressed Formula Vol:</b> 2,288
Live Steer Avg:	\$122.00	Steer/Heifer Avg: \$202.29
Live Heifer Avg:	N/A	<b>Dressed Neg. Grid Vol:</b> 1,636
Dressed Steer Avg:	\$192.00	Steer/Heifer Avg: \$203.84
Dressed Heifer Avg:	N/A	<b>TOTAL VOLUME:</b> 4,958
<a href="#">LM CT106</a>	<b>TOTAL WK TO DATE VOLUME:</b>	<b>4,958</b>
<b>Committed:</b>	<b>10,580</b>	<b>Delivered:</b> 10,787

For Monday cash trading was at a standstill in the Texas Panhandle. In Kansas cash trading was mostly inactive with light demand. In Nebraska and Western Cornbelt cash trading was limited on light demand. In Nebraska a few live traded at 122.00. Not enough trades in any region for a market trend. Last week in Texas live traded at 124.00. In Kansas live traded from 122.00-124.00. In Nebraska live and dressed traded mostly at 122.00 and 196.00, respectively. In the Western Cornbelt live and dressed traded mostly at 122.00 and from 192.00-197.00, respectively.

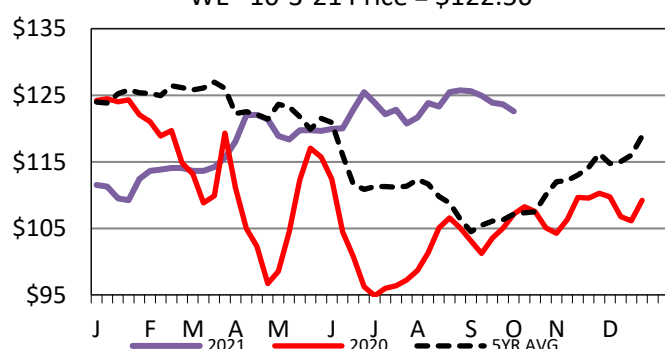
## 5-Area Negotiated Cash Live Steer Weights

WE 10-3-21 Weight = 1484 lbs



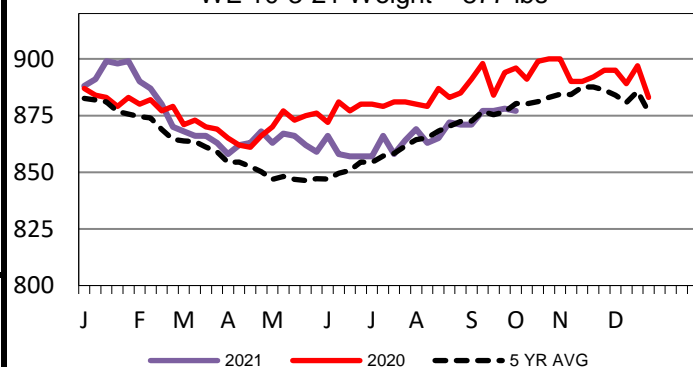
## 5-Area Live Steer Weighted Average

WE 10-3-21 Price = \$122.56



## 5-Area Formula Carcass Weight

WE 10-3-21 Weight = 877 lbs



## USDA Livestock, Poultry and Grain Market News

St. Joseph, Missouri

Phone: 816-676-7000

[stjoe.lpgmn@ams.usda.gov](mailto:stjoe.lpgmn@ams.usda.gov)