

Daily Direct Steer and Heifer Slaughter Cattle Summary

For Trade on:

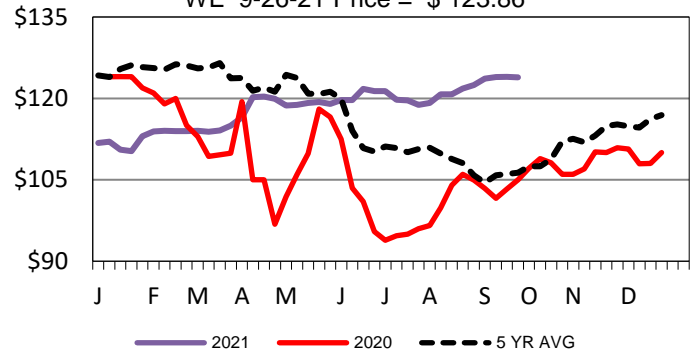
Wednesday, September 29, 2021

LM CT100	5-AREA	LM CT109
Neg. Cash Volume:	53,196	Dressed Formula Vol: 31,499
Live Steer Avg:	\$122.73	Steer/Heifer Avg: \$204.45
Live Heifer Avg:	\$122.98	Dressed Neg. Grid Vol: 1,712
Dressed Steer Avg:	\$195.30	Steer/Heifer Avg: \$204.72
Dressed Heifer Avg:	\$194.93	TOTAL VOLUME: 86,407
LM CT106	TOTAL WK TO DATE VOLUME:	183,332
Committed:	129,817	Delivered: 68,301

For Wednesday negotiated cash trading was slow on light demand in all major feeding regions. In the Texas Panhandle live purchases traded steady at 124.00 when compared to last week. In Kansas, compared to last week, live purchases traded steady to 2.00 lower from 121.00-124.00. In Nebraska, compared to last week, live purchases traded 2.00 lower from 122.00-124.00, mostly 122.00, and dressed purchases traded 2.00 lower at 196.00. In the Western Cornbelt, compared to last week, live purchases traded steady to 1.00 lower from 121.00-123.50, mostly 122.00-123.00, and dressed purchases traded 1.00 to 2.00 lower from 192.00-196.00.

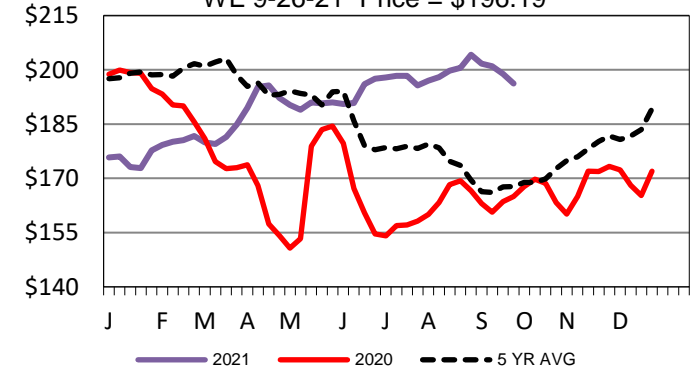
LM CT118	TX-OK-NM	LM CT109
Neg. Cash Volume:	6,157	Dressed Formula Vol: 9,040
Live Steer Avg:	\$123.84	Steer/Heifer Avg: \$198.99
Live Heifer Avg:	\$123.92	Dressed Neg. Grid Vol: 16
Dressed Steer Avg:	N/A	Steer/Heifer Avg: \$193.74
Dressed Heifer Avg:	N/A	TOTAL VOLUME: 15,213
LM CT106	TOTAL WK TO DATE VOLUME:	44,099
Committed:	22,489	Delivered: 18,236

TX-OK-NM Wkly Live Steer Wtd Avg
WE 9-26-21 Price = \$ 123.86



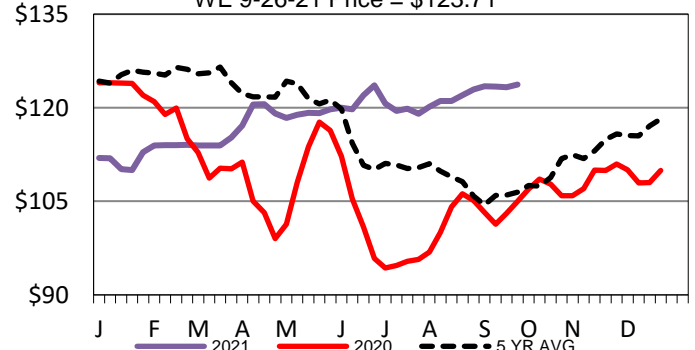
LM CT121	KANSAS	LM CT109
Neg. Cash Volume:	7,095	Dressed Formula Vol: 6,468
Live Steer Avg:	\$122.81	Steer/Heifer Avg: \$197.09
Live Heifer Avg:	\$123.59	Dressed Neg. Grid Vol: 155
Dressed Steer Avg:	\$196.00	Steer/Heifer Avg: \$209.48
Dressed Heifer Avg:	N/A	TOTAL VOLUME: 13,718
LM CT106	TOTAL WK TO DATE VOLUME:	49,836
Committed:	36,763	Delivered: 16,467

Nebraska Weekly DressedSteer Weighted Avg
WE 9-26-21 Price = \$196.19



LM CT124	NEBRASKA	LM CT109
Neg. Cash Volume:	17,214	Dressed Formula Vol: 9,287
Live Steer Avg:	\$122.34	Steer/Heifer Avg: \$207.42
Live Heifer Avg:	\$122.96	Dressed Neg. Grid Vol: 1,224
Dressed Steer Avg:	\$195.78	Steer/Heifer Avg: \$204.05
Dressed Heifer Avg:	\$196.00	TOTAL VOLUME: 27,725
LM CT106	TOTAL WK TO DATE VOLUME:	43,348
Committed:	32,793	Delivered: 17,816

Kansas Weekly Live Steer Weighted Average
WE 9-26-21 Price = \$123.71



LM CT134	COLORADO	LM CT109
Neg. Cash Volume:	0	Dressed Formula Vol: 4,114
Live Steer Avg:	N/A	Steer/Heifer Avg: \$221.16
Live Heifer Avg:	N/A	Dressed Neg. Grid Vol: 0
Dressed Steer Avg:	N/A	Steer/Heifer Avg: N/A
Dressed Heifer Avg:	N/A	TOTAL VOLUME: 4,114
LM CT106	TOTAL WK TO DATE VOLUME:	14,067
Committed:	13,583	Delivered: 7,240

LM CT137	IA-MN	LM CT109
Neg. Cash Volume:	22,730	Dressed Formula Vol: 2,631
Live Steer Avg:	\$122.45	Steer/Heifer Avg: \$204.31
Live Heifer Avg:	\$121.55	Dressed Neg. Grid Vol: 355
Dressed Steer Avg:	\$194.70	Steer/Heifer Avg: \$205.64
Dressed Heifer Avg:	\$193.55	TOTAL VOLUME: 25,716
LM CT106	TOTAL WK TO DATE VOLUME:	32,286
Committed:	24,189	Delivered: 8,542

USDA Livestock, Poultry and Grain Market News

St. Joseph, Missouri

Phone: 816-676-7000

stjoe.lpgmn@ams.usda.gov