

Daily Direct Steer and Heifer Slaughter Cattle Summary

For Trade on:

Tuesday, September 28, 2021

| | | | |
|--------------------------|--------------------------|--------------------------|----------|
| LM CT100 | 5-AREA | LM CT109 | |
| Neg. Cash Volume: | 4,111 | Dressed Formula Vol: | 30,293 |
| Live Steer Avg: | \$122.00 | Steer/Heifer Avg: | \$202.91 |
| Live Heifer Avg: | \$122.56 | Dressed Neg. Grid Vol: | 3,059 |
| Dressed Steer Avg: | \$195.30 | Steer/Heifer Avg: | \$204.16 |
| Dressed Heifer Avg: | \$193.00 | TOTAL VOLUME: | 37,463 |
| LM CT106 | TOTAL WK TO DATE VOLUME: | | 96,925 |
| Committed: | 65,751 | Delivered: | 65,764 |

| LM CT118 | TX-OK-NM | LM CT109 | |
|--------------------------|--------------------------|--------------------------|----------|
| Neg. Cash Volume: | 294 | Dressed Formula Vol: | 10,555 |
| Live Steer Avg: | N/A | Steer/Heifer Avg: | \$200.29 |
| Live Heifer Avg: | \$124.00 | Dressed Neg. Grid Vol: | 0 |
| Dressed Steer Avg: | N/A | Steer/Heifer Avg: | N/A |
| Dressed Heifer Avg: | N/A | TOTAL VOLUME: | 10,849 |
| LM CT106 | TOTAL WK TO DATE VOLUME: | | 28,886 |
| Committed: | 25,334 | Delivered: | 18,764 |

| LM CT121 | KANSAS | LM CT109 | |
|--------------------------|--------------------------|--------------------------|----------|
| Neg. Cash Volume: | 983 | Dressed Formula Vol: | 7,157 |
| Live Steer Avg: | \$122.00 | Steer/Heifer Avg: | \$201.31 |
| Live Heifer Avg: | \$122.00 | Dressed Neg. Grid Vol: | 102 |
| Dressed Steer Avg: | N/A | Steer/Heifer Avg: | \$205.20 |
| Dressed Heifer Avg: | N/A | TOTAL VOLUME: | 8,242 |
| LM CT106 | TOTAL WK TO DATE VOLUME: | | 36,118 |
| Committed: | 19,652 | Delivered: | 16,152 |

| LM CT124 | NEBRASKA | LM CT109 | |
|--------------------------|--------------------------|--------------------------|----------|
| Neg. Cash Volume: | 1,453 | Dressed Formula Vol: | 7,062 |
| Live Steer Avg: | \$122.00 | Steer/Heifer Avg: | \$209.30 |
| Live Heifer Avg: | \$122.00 | Dressed Neg. Grid Vol: | 1,611 |
| Dressed Steer Avg: | \$195.30 | Steer/Heifer Avg: | \$204.36 |
| Dressed Heifer Avg: | N/A | TOTAL VOLUME: | 10,126 |
| LM CT106 | TOTAL WK TO DATE VOLUME: | | 15,623 |
| Committed: | 9,076 | Delivered: | 16,419 |

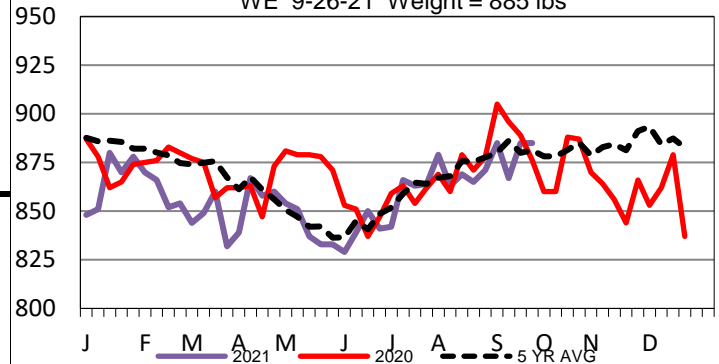
| LM CT134 | COLORADO | LM CT109 | |
|--------------------------|--------------------------|--------------------------|----------|
| Neg. Cash Volume: | 0 | Dressed Formula Vol: | 4,665 |
| Live Steer Avg: | N/A | Steer/Heifer Avg: | \$201.87 |
| Live Heifer Avg: | N/A | Dressed Neg. Grid Vol: | 546 |
| Dressed Steer Avg: | N/A | Steer/Heifer Avg: | \$203.91 |
| Dressed Heifer Avg: | N/A | TOTAL VOLUME: | 5,211 |
| LM CT106 | TOTAL WK TO DATE VOLUME: | | 9,953 |
| Committed: | 4,350 | Delivered: | 6,671 |

| LM CT137 | IA-MN | LM CT109 | |
|--------------------------|--------------------------|--------------------------|----------|
| Neg. Cash Volume: | 1,381 | Dressed Formula Vol: | 892 |
| Live Steer Avg: | \$122.00 | Steer/Heifer Avg: | \$201.34 |
| Live Heifer Avg: | \$121.95 | Dressed Neg. Grid Vol: | 800 |
| Dressed Steer Avg: | N/A | Steer/Heifer Avg: | \$203.77 |
| Dressed Heifer Avg: | \$193.00 | TOTAL VOLUME: | 3,073 |
| LM CT106 | TOTAL WK TO DATE VOLUME: | | 6,570 |
| Committed: | 7,339 | Delivered: | 7,758 |

For Tuesday negotiated cash trading was mostly inactive on very light demand in all major feeding regions. Not enough purchases in any region for a full market trend. Last week in the Texas Panhandle live purchases traded at 124.00. In Kansas last week live purchases traded from 123.00-124.00. In Nebraska live and dressed purchases traded at 124.00 and 198.00, respectively. In the Western Cornbelt live and dressed purchases traded from 122.00-124.00 and from 193.00-198.00, respectively.

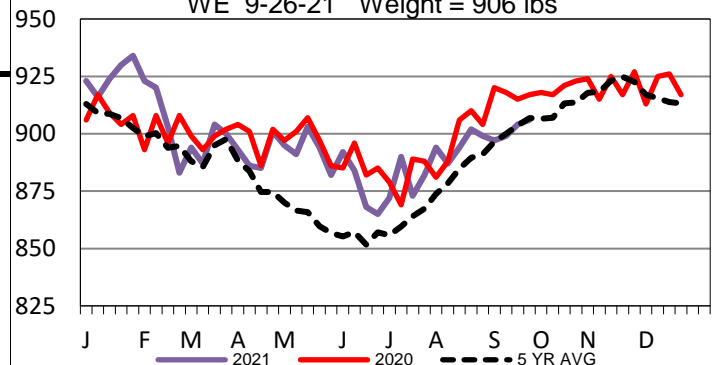
Colorado Formula Carcass Weights

WE 9-26-21 Weight = 885 lbs



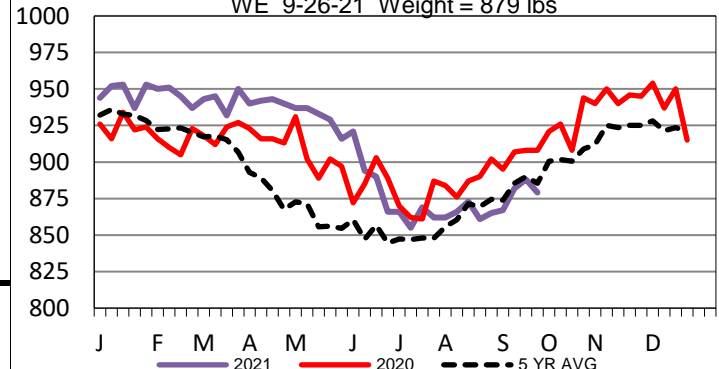
Nebraska Formula Carcass Weights

WE 9-26-21 Weight = 906 lbs



Iowa-Minnesota Formula Carcass Weights

WE 9-26-21 Weight = 879 lbs



USDA Livestock, Poultry and Grain Market News

St. Joseph, Missouri

Phone: 816-676-7000

stjoe.lpgmn@ams.usda.gov