

Daily Direct Steer and Heifer Slaughter Cattle Summary

For Trade on:

Monday, September 13, 2021

LM CT100	5-AREA	LM CT109
Neg. Cash Volume:	215	Dressed Formula Vol: 74,196
Live Steer Avg:	N/A	Steer/Heifer Avg: \$200.40
Live Heifer Avg:	N/A	Dressed Neg. Grid Vol: 5,117
Dressed Steer Avg:	\$196.00	Steer/Heifer Avg: \$197.33
Dressed Heifer Avg:	N/A	TOTAL VOLUME: 79,528
LM CT106	TOTAL WK TO DATE VOLUME:	79,528
Committed:	77,983	Delivered: 65,017

LM CT118	TX-OK-NM	LM CT109
Neg. Cash Volume:	0	Dressed Formula Vol: 24,353
Live Steer Avg:	N/A	Steer/Heifer Avg: \$198.66
Live Heifer Avg:	N/A	Dressed Neg. Grid Vol: 896
Dressed Steer Avg:	N/A	Steer/Heifer Avg: \$191.24
Dressed Heifer Avg:	N/A	TOTAL VOLUME: 25,249
LM CT106	TOTAL WK TO DATE VOLUME:	25,249
Committed:	29,904	Delivered: 16,697

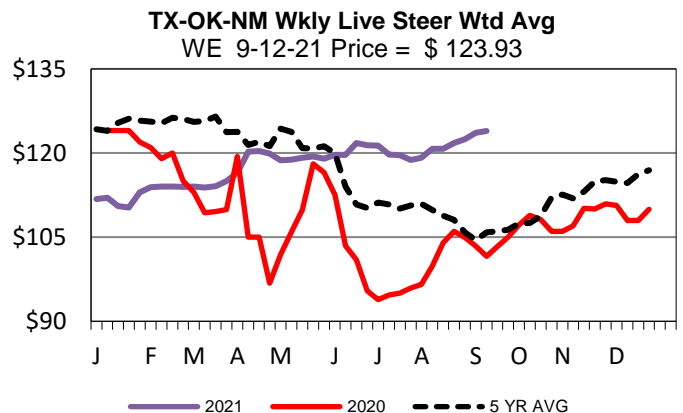
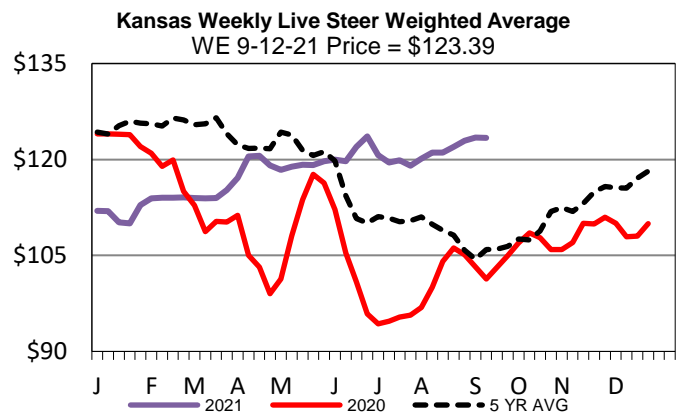
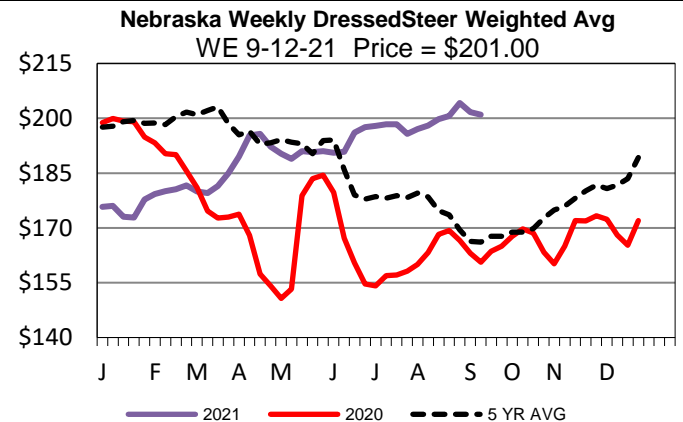
LM CT121	KANSAS	LM CT109
Neg. Cash Volume:	0	Dressed Formula Vol: 29,197
Live Steer Avg:	N/A	Steer/Heifer Avg: \$198.28
Live Heifer Avg:	N/A	Dressed Neg. Grid Vol: 2,382
Dressed Steer Avg:	N/A	Steer/Heifer Avg: \$194.82
Dressed Heifer Avg:	N/A	TOTAL VOLUME: 31,579
LM CT106	TOTAL WK TO DATE VOLUME:	31,579
Committed:	13,346	Delivered: 19,260

LM CT124	NEBRASKA	LM CT109
Neg. Cash Volume:	40	Dressed Formula Vol: 9,387
Live Steer Avg:	N/A	Steer/Heifer Avg: \$207.47
Live Heifer Avg:	N/A	Dressed Neg. Grid Vol: 840
Dressed Steer Avg:	\$196.00	Steer/Heifer Avg: \$202.52
Dressed Heifer Avg:	N/A	TOTAL VOLUME: 10,267
LM CT106	TOTAL WK TO DATE VOLUME:	10,267
Committed:	16,780	Delivered: 12,547

LM CT134	COLORADO	LM CT109
Neg. Cash Volume:	0	Dressed Formula Vol: 10,160
Live Steer Avg:	N/A	Steer/Heifer Avg: \$203.45
Live Heifer Avg:	N/A	Dressed Neg. Grid Vol: 245
Dressed Steer Avg:	N/A	Steer/Heifer Avg: \$205.07
Dressed Heifer Avg:	N/A	TOTAL VOLUME: 10,405
LM CT106	TOTAL WK TO DATE VOLUME:	10,405
Committed:	8,997	Delivered: 8,208

LM CT137	IA-MN	LM CT109
Neg. Cash Volume:	175	Dressed Formula Vol: 1,365
Live Steer Avg:	N/A	Steer/Heifer Avg: \$207.02
Live Heifer Avg:	N/A	Dressed Neg. Grid Vol: 754
Dressed Steer Avg:	N/A	Steer/Heifer Avg: \$204.20
Dressed Heifer Avg:	N/A	TOTAL VOLUME: 2,294
LM CT106	TOTAL WK TO DATE VOLUME:	2,294
Committed:	8,956	Delivered: 8,305

For Monday cash trading was at a standstill in the Southern Plains and Nebraska. In the Western Cornbelt cash trading was mostly inactive on light demand. Not enough purchases for a market trend. Last week in the Texas Panhandle live traded mostly at 124.00. In Kansas live traded from 123.00-124.00 for the prior week. For the previous week in Nebraska live and dressed traded from 124.00-126.00 and 198.00-203.00, respectively. Last week in the Western Cornbelt live and dressed traded from 124.00-127.00 and 198.00-203.00, respectively.



USDA Livestock, Poultry and Grain Market News

St. Joseph, Missouri

Phone: 816-676-7000

stjoe.lpgmn@ams.usda.gov