

## Daily Direct Steer and Heifer Slaughter Cattle Summary

For Trade on:

Friday, September 10, 2021

<a href="#">LM CT100</a>	<b>5-AREA</b>	<a href="#">LM CT109</a>
<b>Neg. Cash Volume:</b>	2,770	<b>Dressed Formula Vol:</b> 48,561
Live Steer Avg:	\$125.52	Steer/Heifer Avg: \$201.89
Live Heifer Avg:	\$126.00	<b>Dressed Neg. Grid Vol:</b> 2,463
Dressed Steer Avg:	\$203.00	Steer/Heifer Avg: \$205.45
Dressed Heifer Avg:	N/A	<b>TOTAL VOLUME:</b> 53,794
<a href="#">LM CT106</a>	<b>TOTAL WK TO DATE VOLUME:</b>	<b>246,821</b>
<b>Committed:</b>	<b>56,691</b>	<b>Delivered:</b> 130,889

<a href="#">LM CT118</a>	<b>TX-OK-NM</b>	<a href="#">LM CT109</a>
<b>Neg. Cash Volume:</b>	0	<b>Dressed Formula Vol:</b> 16,143
Live Steer Avg:	N/A	Steer/Heifer Avg: \$198.87
Live Heifer Avg:	N/A	<b>Dressed Neg. Grid Vol:</b> 0
Dressed Steer Avg:	N/A	Steer/Heifer Avg: N/A
Dressed Heifer Avg:	N/A	<b>TOTAL VOLUME:</b> 16,143
<a href="#">LM CT106</a>	<b>TOTAL WK TO DATE VOLUME:</b>	<b>58,880</b>
<b>Committed:</b>	<b>14,204</b>	<b>Delivered:</b> 35,176

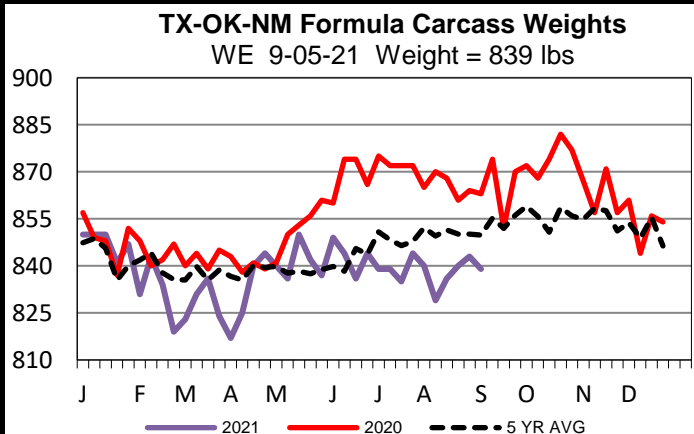
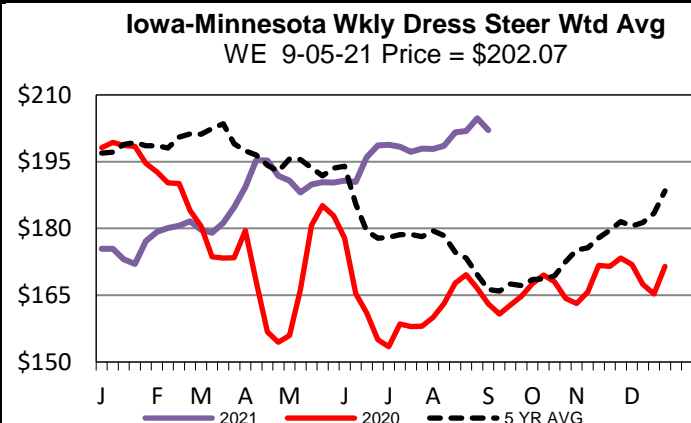
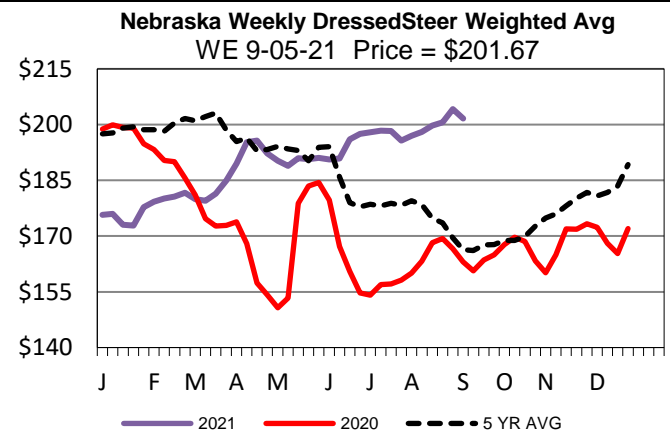
<a href="#">LM CT121</a>	<b>KANSAS</b>	<a href="#">LM CT109</a>
<b>Neg. Cash Volume:</b>	0	<b>Dressed Formula Vol:</b> 20,010
Live Steer Avg:	N/A	Steer/Heifer Avg: \$199.47
Live Heifer Avg:	N/A	<b>Dressed Neg. Grid Vol:</b> 85
Dressed Steer Avg:	N/A	Steer/Heifer Avg: \$204.62
Dressed Heifer Avg:	N/A	<b>TOTAL VOLUME:</b> 20,095
<a href="#">LM CT106</a>	<b>TOTAL WK TO DATE VOLUME:</b>	<b>79,533</b>
<b>Committed:</b>	<b>21,473</b>	<b>Delivered:</b> 35,776

<a href="#">LM CT124</a>	<b>NEBRASKA</b>	<a href="#">LM CT109</a>
<b>Neg. Cash Volume:</b>	564	<b>Dressed Formula Vol:</b> 6,458
Live Steer Avg:	\$126.00	Steer/Heifer Avg: \$208.00
Live Heifer Avg:	\$126.00	<b>Dressed Neg. Grid Vol:</b> 1,362
Dressed Steer Avg:	\$203.00	Steer/Heifer Avg: \$204.05
Dressed Heifer Avg:	N/A	<b>TOTAL VOLUME:</b> 8,384
<a href="#">LM CT106</a>	<b>TOTAL WK TO DATE VOLUME:</b>	<b>62,049</b>
<b>Committed:</b>	<b>5,990</b>	<b>Delivered:</b> 29,938

<a href="#">LM CT134</a>	<b>COLORADO</b>	<a href="#">LM CT109</a>
<b>Neg. Cash Volume:</b>	0	<b>Dressed Formula Vol:</b> 3,471
Live Steer Avg:	N/A	Steer/Heifer Avg: \$216.93
Live Heifer Avg:	N/A	<b>Dressed Neg. Grid Vol:</b> 0
Dressed Steer Avg:	N/A	Steer/Heifer Avg: N/A
Dressed Heifer Avg:	N/A	<b>TOTAL VOLUME:</b> 3,471
<a href="#">LM CT106</a>	<b>TOTAL WK TO DATE VOLUME:</b>	<b>15,873</b>
<b>Committed:</b>	<b>7,642</b>	<b>Delivered:</b> 12,498

<a href="#">LM CT137</a>	<b>IA-MN</b>	<a href="#">LM CT109</a>
<b>Neg. Cash Volume:</b>	2,206	<b>Dressed Formula Vol:</b> 2,869
Live Steer Avg:	\$125.46	Steer/Heifer Avg: \$204.56
Live Heifer Avg:	N/A	<b>Dressed Neg. Grid Vol:</b> 1,016
Dressed Steer Avg:	N/A	Steer/Heifer Avg: \$207.40
Dressed Heifer Avg:	N/A	<b>TOTAL VOLUME:</b> 6,091
<a href="#">LM CT106</a>	<b>TOTAL WK TO DATE VOLUME:</b>	<b>31,370</b>
<b>Committed:</b>	<b>7,382</b>	<b>Delivered:</b> 17,501

For Friday cash trading was at a standstill in the Southern Plains. In Nebraska and Western Cornbelt negotiated cash trading was mostly inactive with light demand. Not enough purchases for a full market trend. In the Texas Panhandle on Wednesday live traded from 123.00-124.00. In Kansas on Thursday live purchases traded at 123.00. In Nebraska on Thursday live and dressed traded from 124.00-125.00 and at 198.00, respectively. In the Western Cornbelt on Thursday live purchases traded from 124.00-127.00 and on Wednesday dressed traded at 203.00.



## USDA Livestock, Poultry and Grain Market News

St. Joseph, Missouri

Phone: 816-676-7000

[stjoe.lpgmn@ams.usda.gov](mailto:stjoe.lpgmn@ams.usda.gov)