

Daily Direct Steer and Heifer Slaughter Cattle Summary

For Trade on:

Wednesday, September 08, 2021

LM CT100	5-AREA	LM CT109
Neg. Cash Volume:	24,234	Dressed Formula Vol: 43,619
Live Steer Avg:	\$124.40	Steer/Heifer Avg: \$206.05
Live Heifer Avg:	\$124.46	Dressed Neg. Grid Vol: 1,231
Dressed Steer Avg:	\$202.05	Steer/Heifer Avg: \$196.63
Dressed Heifer Avg:	\$202.72	TOTAL VOLUME: 69,084
LM CT106	TOTAL WK TO DATE VOLUME:	136,476
Committed:	97,253	Delivered: 71,272

LM CT118	TX-OK-NM	LM CT109
Neg. Cash Volume:	2,822	Dressed Formula Vol: 13,145
Live Steer Avg:	\$123.82	Steer/Heifer Avg: \$201.09
Live Heifer Avg:	\$123.55	Dressed Neg. Grid Vol: 70
Dressed Steer Avg:	N/A	Steer/Heifer Avg: \$202.68
Dressed Heifer Avg:	N/A	TOTAL VOLUME: 16,037
LM CT106	TOTAL WK TO DATE VOLUME:	34,980
Committed:	31,762	Delivered: 18,335

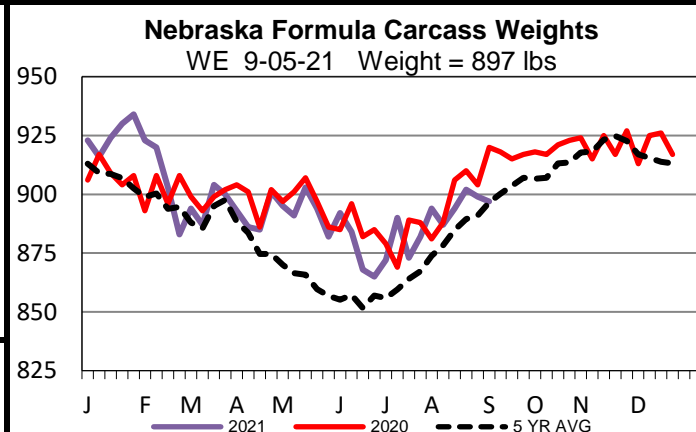
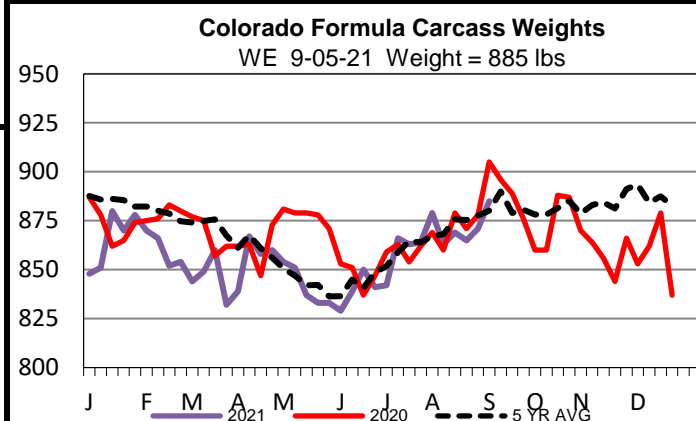
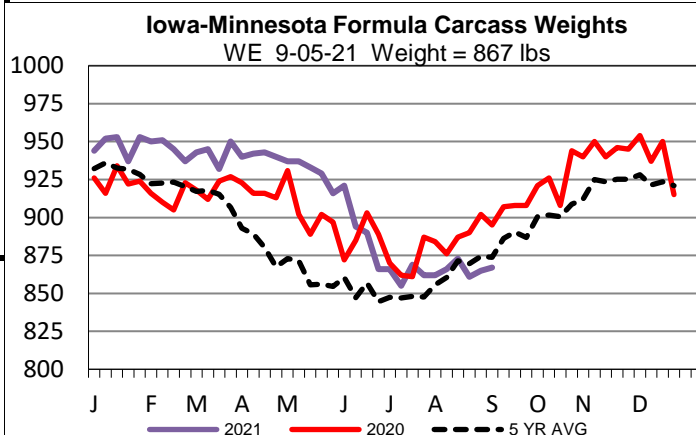
LM CT121	KANSAS	LM CT109
Neg. Cash Volume:	4,456	Dressed Formula Vol: 12,751
Live Steer Avg:	\$123.06	Steer/Heifer Avg: \$199.21
Live Heifer Avg:	\$123.08	Dressed Neg. Grid Vol: 537
Dressed Steer Avg:	\$203.00	Steer/Heifer Avg: \$193.61
Dressed Heifer Avg:	N/A	TOTAL VOLUME: 17,744
LM CT106	TOTAL WK TO DATE VOLUME:	48,559
Committed:	32,972	Delivered: 20,461

LM CT124	NEBRASKA	LM CT109
Neg. Cash Volume:	9,412	Dressed Formula Vol: 9,970
Live Steer Avg:	\$126.32	Steer/Heifer Avg: \$213.03
Live Heifer Avg:	\$126.02	Dressed Neg. Grid Vol: 404
Dressed Steer Avg:	\$202.31	Steer/Heifer Avg: \$200.39
Dressed Heifer Avg:	\$203.00	TOTAL VOLUME: 19,786
LM CT106	TOTAL WK TO DATE VOLUME:	30,279
Committed:	18,383	Delivered: 16,834

LM CT134	COLORADO	LM CT109
Neg. Cash Volume:	0	Dressed Formula Vol: 6,688
Live Steer Avg:	N/A	Steer/Heifer Avg: \$217.44
Live Heifer Avg:	N/A	Dressed Neg. Grid Vol: 58
Dressed Steer Avg:	N/A	Steer/Heifer Avg: \$200.02
Dressed Heifer Avg:	N/A	TOTAL VOLUME: 6,746
LM CT106	TOTAL WK TO DATE VOLUME:	11,601
Committed:	8,135	Delivered: 7,830

LM CT137	IA-MN	LM CT109
Neg. Cash Volume:	7,544	Dressed Formula Vol: 1,294
Live Steer Avg:	\$124.48	Steer/Heifer Avg: \$208.97
Live Heifer Avg:	\$124.42	Dressed Neg. Grid Vol: 162
Dressed Steer Avg:	\$201.68	Steer/Heifer Avg: \$193.49
Dressed Heifer Avg:	\$202.28	TOTAL VOLUME: 9,000
LM CT106	TOTAL WK TO DATE VOLUME:	11,447
Committed:	6,001	Delivered: 7,812

For Wednesday cash trading was slow on moderate demand in Nebraska and Western Cornbelt. In Nebraska, compared to last week, live traded steady to 1.00 higher at 126.00 and dressed traded steady to 3.00 higher at 203.00. In the Western Cornbelt, compared to last week, live traded 1.00-3.00 lower from 124.00-125.00 and dressed traded steady to 3.00 higher at 203.00. For Wednesday cash trading in the Southern Plains was limited on light demand. In the Texas Panhandle live traded steady to 1.00 lower from 123.00-124.00, when compared to the last reported market on Tuesday. In Kansas live traded 1.00 lower at 123.00.



USDA Livestock, Poultry and Grain Market News

St. Joseph, Missouri

Phone: 816-676-7000

stjoe.lpgmn@ams.usda.gov