

## Daily Direct Steer and Heifer Slaughter Cattle Summary

For Trade on:

Friday, September 03, 2021

<a href="#">LM CT100</a>	<b>5-AREA</b>	<a href="#">LM CT109</a>
<b>Neg. Cash Volume:</b>	2,277	<b>Dressed Formula Vol:</b> 40,648
Live Steer Avg:	\$123.84	Steer/Heifer Avg: \$199.86
Live Heifer Avg:	\$124.00	<b>Dressed Neg. Grid Vol:</b> 2,666
Dressed Steer Avg:	\$203.00	Steer/Heifer Avg: \$203.02
Dressed Heifer Avg:	\$203.00	<b>TOTAL VOLUME:</b> 45,591
<a href="#">LM CT106</a>	<b>TOTAL WK TO DATE VOLUME:</b>	<b>273,120</b>
<b>Committed:</b>	<b>71,089</b>	<b>Delivered:</b> 81,756

<a href="#">LM CT118</a>	<b>TX-OK-NM</b>	<a href="#">LM CT109</a>
<b>Neg. Cash Volume:</b>	144	<b>Dressed Formula Vol:</b> 14,445
Live Steer Avg:	N/A	Steer/Heifer Avg: \$195.44
Live Heifer Avg:	N/A	<b>Dressed Neg. Grid Vol:</b> 0
Dressed Steer Avg:	N/A	Steer/Heifer Avg: N/A
Dressed Heifer Avg:	N/A	<b>TOTAL VOLUME:</b> 14,589
<a href="#">LM CT106</a>	<b>TOTAL WK TO DATE VOLUME:</b>	<b>66,582</b>
<b>Committed:</b>	<b>17,022</b>	<b>Delivered:</b> 21,088

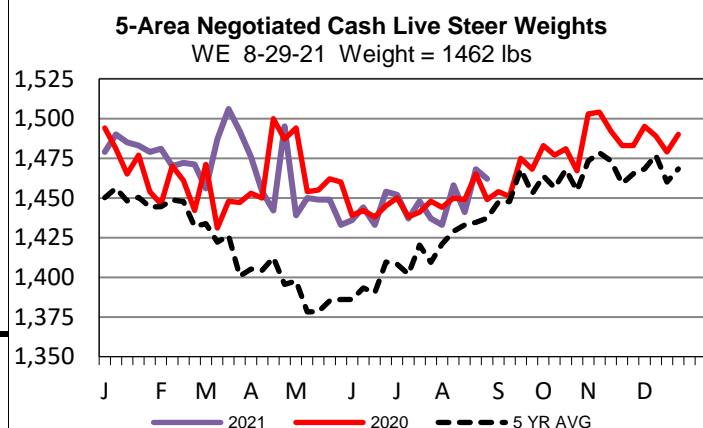
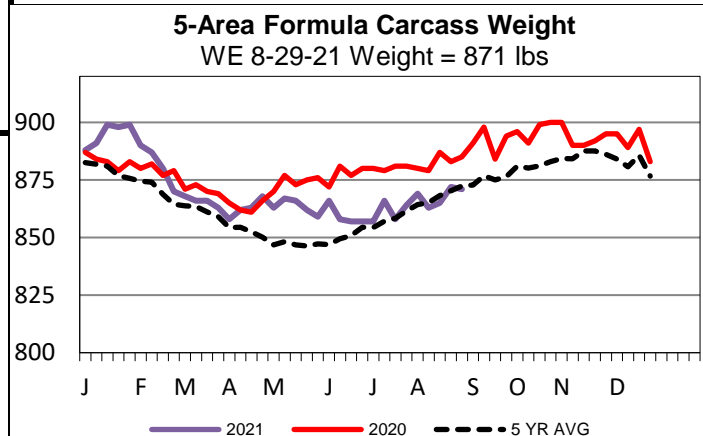
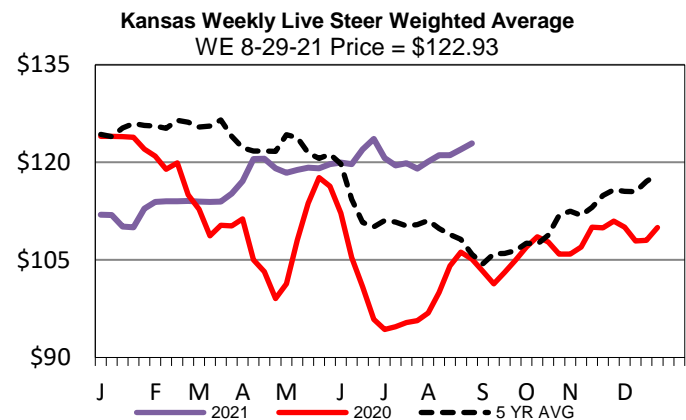
<a href="#">LM CT121</a>	<b>KANSAS</b>	<a href="#">LM CT109</a>
<b>Neg. Cash Volume:</b>	1,041	<b>Dressed Formula Vol:</b> 14,154
Live Steer Avg:	\$123.67	Steer/Heifer Avg: \$198.36
Live Heifer Avg:	\$124.00	<b>Dressed Neg. Grid Vol:</b> 261
Dressed Steer Avg:	N/A	Steer/Heifer Avg: \$199.03
Dressed Heifer Avg:	N/A	<b>TOTAL VOLUME:</b> 15,456
<a href="#">LM CT106</a>	<b>TOTAL WK TO DATE VOLUME:</b>	<b>89,109</b>
<b>Committed:</b>	<b>20,772</b>	<b>Delivered:</b> 18,048

<a href="#">LM CT124</a>	<b>NEBRASKA</b>	<a href="#">LM CT109</a>
<b>Neg. Cash Volume:</b>	668	<b>Dressed Formula Vol:</b> 6,330
Live Steer Avg:	\$123.00	Steer/Heifer Avg: \$208.07
Live Heifer Avg:	N/A	<b>Dressed Neg. Grid Vol:</b> 865
Dressed Steer Avg:	\$203.00	Steer/Heifer Avg: \$202.02
Dressed Heifer Avg:	\$203.00	<b>TOTAL VOLUME:</b> 7,863
<a href="#">LM CT106</a>	<b>TOTAL WK TO DATE VOLUME:</b>	<b>60,380</b>
<b>Committed:</b>	<b>14,043</b>	<b>Delivered:</b> 22,041

<a href="#">LM CT134</a>	<b>COLORADO</b>	<a href="#">LM CT109</a>
<b>Neg. Cash Volume:</b>	0	<b>Dressed Formula Vol:</b> 4,181
Live Steer Avg:	N/A	Steer/Heifer Avg: \$205.67
Live Heifer Avg:	N/A	<b>Dressed Neg. Grid Vol:</b> 164
Dressed Steer Avg:	N/A	Steer/Heifer Avg: \$202.09
Dressed Heifer Avg:	N/A	<b>TOTAL VOLUME:</b> 4,345
<a href="#">LM CT106</a>	<b>TOTAL WK TO DATE VOLUME:</b>	<b>21,699</b>
<b>Committed:</b>	<b>10,297</b>	<b>Delivered:</b> 7,271

<a href="#">LM CT137</a>	<b>IA-MN</b>	<a href="#">LM CT109</a>
<b>Neg. Cash Volume:</b>	424	<b>Dressed Formula Vol:</b> 1,615
Live Steer Avg:	\$126.00	Steer/Heifer Avg: \$205.90
Live Heifer Avg:	N/A	<b>Dressed Neg. Grid Vol:</b> 1,452
Dressed Steer Avg:	N/A	Steer/Heifer Avg: \$204.17
Dressed Heifer Avg:	N/A	<b>TOTAL VOLUME:</b> 3,491
<a href="#">LM CT106</a>	<b>TOTAL WK TO DATE VOLUME:</b>	<b>36,284</b>
<b>Committed:</b>	<b>8,955</b>	<b>Delivered:</b> 13,308

For Friday cash trading was mostly inactive on very light demand in all major feeding regions. Not enough purchases in any region for a full market trend. On Wednesday in Nebraska live and dressed traded at 126.00 and from 200.00-203.00, respectively. In the Western Cornbelt on Wednesday, live purchases traded from 125.00-126.00. The latest dressed market in the Western Cornbelt was last week from 202.00-208.00. Last week in the Texas Panhandle live purchases traded from 122.00-123.00. In Kansas last week, live purchases traded at 123.00.



## USDA Livestock, Poultry and Grain Market News

St. Joseph, Missouri

Phone: 816-676-7000

[stjoe.lpgmn@ams.usda.gov](mailto:stjoe.lpgmn@ams.usda.gov)