

Daily Direct Steer and Heifer Slaughter Cattle Summary

For Trade on:

Thursday, September 02, 2021

LM CT100	5-AREA	LM CT109
Neg. Cash Volume:	12,070	Dressed Formula Vol: 35,736
Live Steer Avg:	\$125.12	Steer/Heifer Avg: \$203.39
Live Heifer Avg:	\$124.31	Dressed Neg. Grid Vol: 1,721
Dressed Steer Avg:	\$200.06	Steer/Heifer Avg: \$201.33
Dressed Heifer Avg:	\$200.00	TOTAL VOLUME: 49,527
LM CT106	TOTAL WK TO DATE VOLUME:	227,529
Committed:	66,754	Delivered: 70,905

LM CT118	TX-OK-NM	LM CT109
Neg. Cash Volume:	0	Dressed Formula Vol: 10,911
Live Steer Avg:	N/A	Steer/Heifer Avg: \$199.66
Live Heifer Avg:	N/A	Dressed Neg. Grid Vol: 0
Dressed Steer Avg:	N/A	Steer/Heifer Avg: N/A
Dressed Heifer Avg:	N/A	TOTAL VOLUME: 10,911
LM CT106	TOTAL WK TO DATE VOLUME:	51,993
Committed:	15,629	Delivered: 17,485

LM CT121	KANSAS	LM CT109
Neg. Cash Volume:	2,568	Dressed Formula Vol: 13,342
Live Steer Avg:	\$123.60	Steer/Heifer Avg: \$198.94
Live Heifer Avg:	\$123.54	Dressed Neg. Grid Vol: 0
Dressed Steer Avg:	N/A	Steer/Heifer Avg: N/A
Dressed Heifer Avg:	N/A	TOTAL VOLUME: 15,910
LM CT106	TOTAL WK TO DATE VOLUME:	73,653
Committed:	20,294	Delivered: 18,768

LM CT124	NEBRASKA	LM CT109
Neg. Cash Volume:	4,423	Dressed Formula Vol: 5,878
Live Steer Avg:	\$125.00	Steer/Heifer Avg: \$213.40
Live Heifer Avg:	N/A	Dressed Neg. Grid Vol: 1,284
Dressed Steer Avg:	\$200.24	Steer/Heifer Avg: \$199.74
Dressed Heifer Avg:	\$200.00	TOTAL VOLUME: 11,585
LM CT106	TOTAL WK TO DATE VOLUME:	52,517
Committed:	18,441	Delivered: 20,424

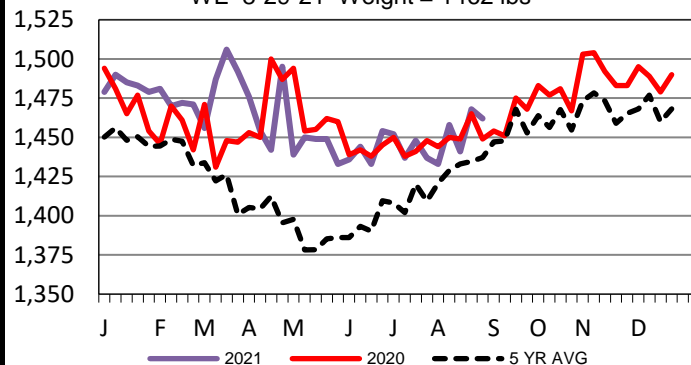
LM CT134	COLORADO	LM CT109
Neg. Cash Volume:	0	Dressed Formula Vol: 3,892
Live Steer Avg:	N/A	Steer/Heifer Avg: \$211.82
Live Heifer Avg:	N/A	Dressed Neg. Grid Vol: 42
Dressed Steer Avg:	N/A	Steer/Heifer Avg: \$200.87
Dressed Heifer Avg:	N/A	TOTAL VOLUME: 3,934
LM CT106	TOTAL WK TO DATE VOLUME:	17,354
Committed:	5,008	Delivered: 7,286

LM CT137	IA-MN	LM CT109
Neg. Cash Volume:	5,079	Dressed Formula Vol: 2,024
Live Steer Avg:	\$126.03	Steer/Heifer Avg: \$210.15
Live Heifer Avg:	\$125.72	Dressed Neg. Grid Vol: 472
Dressed Steer Avg:	\$198.48	Steer/Heifer Avg: \$207.16
Dressed Heifer Avg:	N/A	TOTAL VOLUME: 7,575
LM CT106	TOTAL WK TO DATE VOLUME:	32,793
Committed:	7,382	Delivered: 6,942

Thursday cash trading was limited on light demand in Kansas, Nebraska, and the Western Cornbelt. A few live traded in Kansas from 123.00-124.00, not enough trades in any region for a full market trend. Cash trading in the Texas Panhandle was at a standstill. On Wednesday in Nebraska live and dressed traded at 126.00 and from 200.00-203.00. In the Western Cornbelt on Wednesday, live traded from 125.00-126.00. The last dressed market in the Western Cornbelt was last week from 202.00- 208.00. Last week in Texas live traded from 122.00-123.00. In Kansas last week, live traded at 123.00.

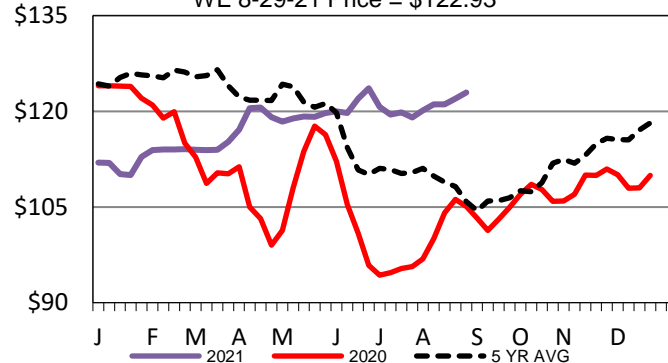
5-Area Negotiated Cash Live Steer Weights

WE 8-29-21 Weight = 1462 lbs



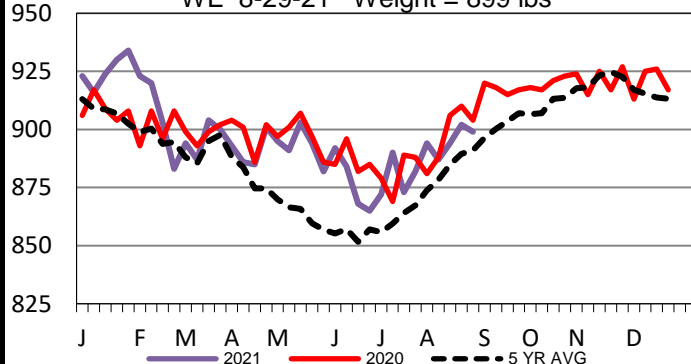
Kansas Weekly Live Steer Weighted Average

WE 8-29-21 Price = \$122.93



Nebraska Formula Carcass Weights

WE 8-29-21 Weight = 899 lbs



USDA Livestock, Poultry and Grain Market News

St. Joseph, Missouri

Phone: 816-676-7000

stjoe.lpgmn@ams.usda.gov