

Daily Direct Steer and Heifer Slaughter Cattle Summary

For Trade on:

Friday, August 27, 2021

LM CT100	5-AREA	LM CT109
Neg. Cash Volume:	8,643	Dressed Formula Vol: 34,579
Live Steer Avg:	\$124.62	Steer/Heifer Avg: \$199.36
Live Heifer Avg:	\$125.27	Dressed Neg. Grid Vol: 4,341
Dressed Steer Avg:	\$205.44	Steer/Heifer Avg: \$200.38
Dressed Heifer Avg:	\$204.78	TOTAL VOLUME: 47,563
LM CT106	TOTAL WK TO DATE VOLUME:	268,891
Committed:	83,771	Delivered: 117,525

LM CT118	TX-OK-NM	LM CT109
Neg. Cash Volume:	0	Dressed Formula Vol: 7,359
Live Steer Avg:	N/A	Steer/Heifer Avg: \$195.52
Live Heifer Avg:	N/A	Dressed Neg. Grid Vol: 39
Dressed Steer Avg:	N/A	Steer/Heifer Avg: \$193.79
Dressed Heifer Avg:	N/A	TOTAL VOLUME: 7,398
LM CT106	TOTAL WK TO DATE VOLUME:	70,120
Committed:	11,100	Delivered: 31,248

LM CT121	KANSAS	LM CT109
Neg. Cash Volume:	1,684	Dressed Formula Vol: 15,679
Live Steer Avg:	\$123.00	Steer/Heifer Avg: \$197.22
Live Heifer Avg:	\$123.00	Dressed Neg. Grid Vol: 85
Dressed Steer Avg:	N/A	Steer/Heifer Avg: \$206.16
Dressed Heifer Avg:	N/A	TOTAL VOLUME: 17,448
LM CT106	TOTAL WK TO DATE VOLUME:	84,238
Committed:	28,907	Delivered: 32,488

LM CT124	NEBRASKA	LM CT109
Neg. Cash Volume:	3,406	Dressed Formula Vol: 5,301
Live Steer Avg:	\$125.13	Steer/Heifer Avg: \$204.96
Live Heifer Avg:	N/A	Dressed Neg. Grid Vol: 2,518
Dressed Steer Avg:	\$205.66	Steer/Heifer Avg: \$199.66
Dressed Heifer Avg:	\$202.00	TOTAL VOLUME: 11,225
LM CT106	TOTAL WK TO DATE VOLUME:	59,234
Committed:	20,068	Delivered: 29,135

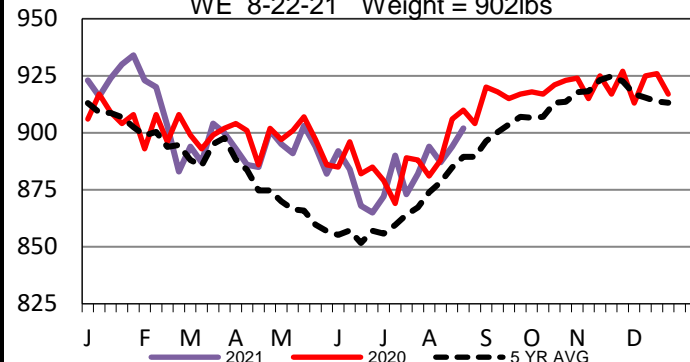
LM CT134	COLORADO	LM CT109
Neg. Cash Volume:	0	Dressed Formula Vol: 4,679
Live Steer Avg:	N/A	Steer/Heifer Avg: \$204.81
Live Heifer Avg:	N/A	Dressed Neg. Grid Vol: 323
Dressed Steer Avg:	N/A	Steer/Heifer Avg: \$201.68
Dressed Heifer Avg:	N/A	TOTAL VOLUME: 5,002
LM CT106	TOTAL WK TO DATE VOLUME:	21,265
Committed:	10,666	Delivered: 8,691

LM CT137	IA-MN	LM CT109
Neg. Cash Volume:	3,553	Dressed Formula Vol: 1,638
Live Steer Avg:	\$127.67	Steer/Heifer Avg: \$204.26
Live Heifer Avg:	\$128.00	Dressed Neg. Grid Vol: 1,376
Dressed Steer Avg:	\$205.04	Steer/Heifer Avg: \$201.21
Dressed Heifer Avg:	\$205.00	TOTAL VOLUME: 6,567
LM CT106	TOTAL WK TO DATE VOLUME:	34,939
Committed:	13,030	Delivered: 15,963

For Friday in Kansas, Nebraska and Western Cornbelt cash trading was limited on light demand. In Kansas a few live traded steady at 123.00 when compared to Thursday. Not enough purchases in Nebraska and Western Cornbelt for a market trend. In Nebraska last week live traded from 125.00-127.00 and dressed traded at 200.00. In the Western Cornbelt the previous week live and dressed traded at 127.00 and from 200.00-205.00, respectively. For Friday in the Texas Panhandle cash trading was at a standstill. On Thursday live purchases traded at 123.00.

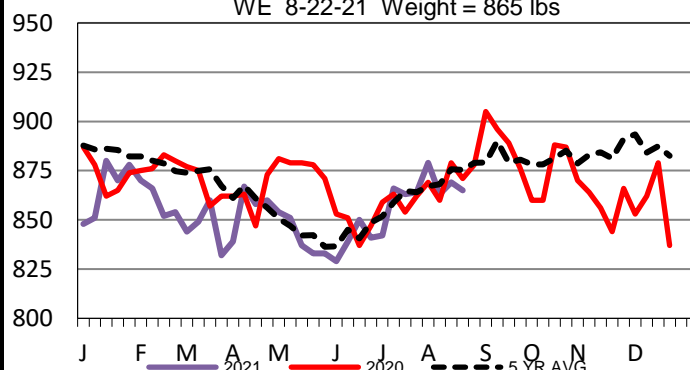
Nebraska Formula Carcass Weights

WE 8-22-21 Weight = 902lbs



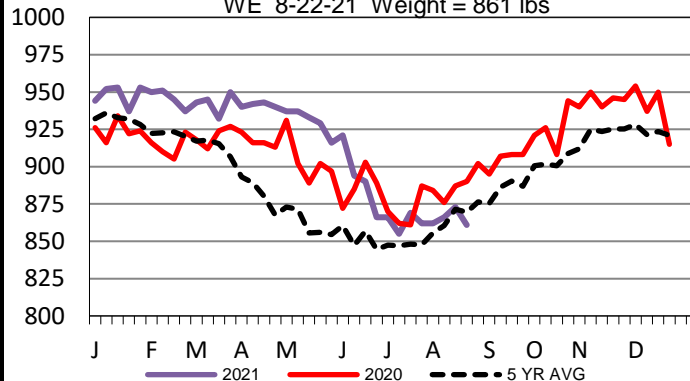
Colorado Formula Carcass Weights

WE 8-22-21 Weight = 865 lbs



Iowa-Minnesota Formula Carcass Weights

WE 8-22-21 Weight = 861 lbs



USDA Livestock, Poultry and Grain Market News

St. Joseph, Missouri

Phone: 816-676-7000

stjoe.lpgmn@ams.usda.gov