

Daily Direct Steer and Heifer Slaughter Cattle Summary

For Trade on:

Tuesday, August 24, 2021

LM CT100	5-AREA	LM CT109
Neg. Cash Volume:	4,560	Dressed Formula Vol: 33,542
Live Steer Avg:	\$130.00	Steer/Heifer Avg: \$200.15
Live Heifer Avg:	\$122.00	Dressed Neg. Grid Vol: 2,962
Dressed Steer Avg:	\$207.72	Steer/Heifer Avg: \$196.10
Dressed Heifer Avg:	\$206.06	TOTAL VOLUME: 41,064
LM CT106	TOTAL WK TO DATE VOLUME:	111,194
Committed:	77,295	Delivered: 66,731

LM CT118	TX-OK-NM	LM CT109
Neg. Cash Volume:	121	Dressed Formula Vol: 11,294
Live Steer Avg:	N/A	Steer/Heifer Avg: \$196.31
Live Heifer Avg:	\$122.00	Dressed Neg. Grid Vol: 0
Dressed Steer Avg:	N/A	Steer/Heifer Avg: N/A
Dressed Heifer Avg:	N/A	TOTAL VOLUME: 11,415
LM CT106	TOTAL WK TO DATE VOLUME:	31,094
Committed:	26,524	Delivered: 14,797

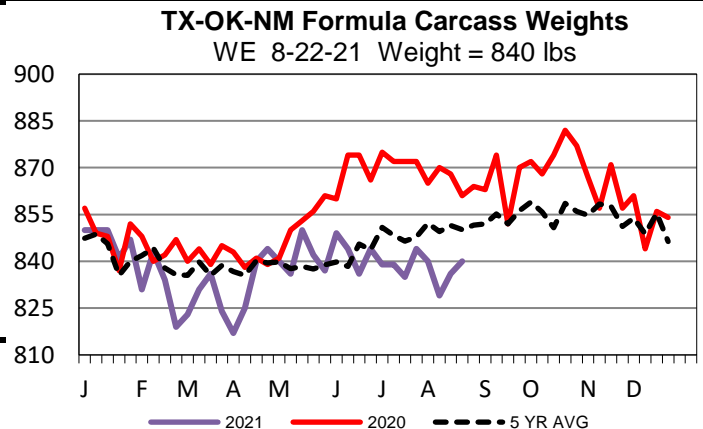
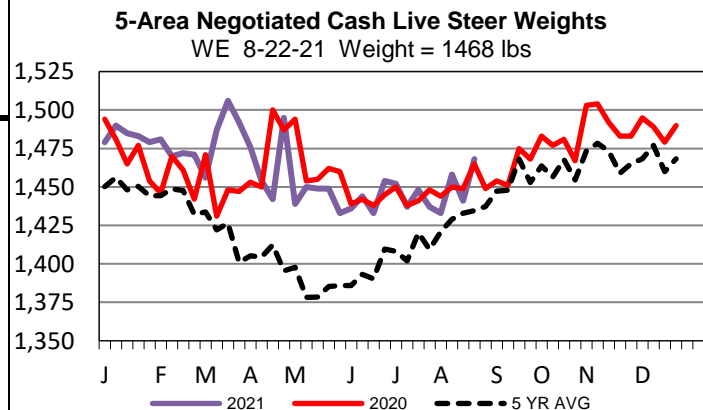
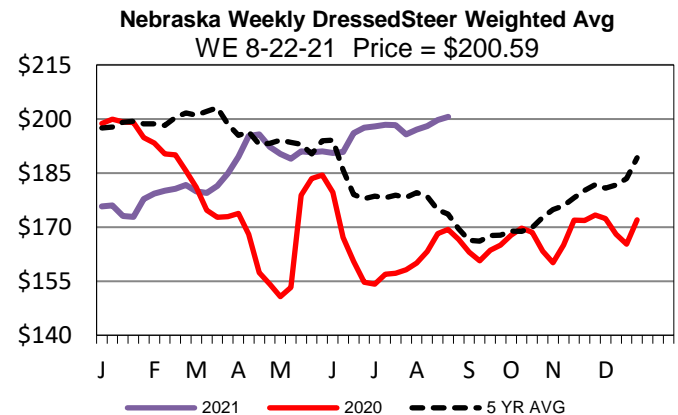
LM CT121	KANSAS	LM CT109
Neg. Cash Volume:	0	Dressed Formula Vol: 14,099
Live Steer Avg:	N/A	Steer/Heifer Avg: \$196.16
Live Heifer Avg:	N/A	Dressed Neg. Grid Vol: 1,377
Dressed Steer Avg:	N/A	Steer/Heifer Avg: \$192.66
Dressed Heifer Avg:	N/A	TOTAL VOLUME: 15,476
LM CT106	TOTAL WK TO DATE VOLUME:	44,194
Committed:	13,493	Delivered: 23,412

LM CT124	NEBRASKA	LM CT109
Neg. Cash Volume:	1,808	Dressed Formula Vol: 5,268
Live Steer Avg:	N/A	Steer/Heifer Avg: \$216.30
Live Heifer Avg:	N/A	Dressed Neg. Grid Vol: 950
Dressed Steer Avg:	\$207.38	Steer/Heifer Avg: \$198.31
Dressed Heifer Avg:	\$205.90	TOTAL VOLUME: 8,026
LM CT106	TOTAL WK TO DATE VOLUME:	18,843
Committed:	22,168	Delivered: 14,421

LM CT134	COLORADO	LM CT109
Neg. Cash Volume:	0	Dressed Formula Vol: 2,260
Live Steer Avg:	N/A	Steer/Heifer Avg: \$203.34
Live Heifer Avg:	N/A	Dressed Neg. Grid Vol: 0
Dressed Steer Avg:	N/A	Steer/Heifer Avg: N/A
Dressed Heifer Avg:	N/A	TOTAL VOLUME: 2,260
LM CT106	TOTAL WK TO DATE VOLUME:	8,037
Committed:	6,038	Delivered: 6,527

LM CT137	IA-MN	LM CT109
Neg. Cash Volume:	2,631	Dressed Formula Vol: 810
Live Steer Avg:	\$130.00	Steer/Heifer Avg: \$206.08
Live Heifer Avg:	N/A	Dressed Neg. Grid Vol: 719
Dressed Steer Avg:	\$207.94	Steer/Heifer Avg: \$201.02
Dressed Heifer Avg:	\$208.00	TOTAL VOLUME: 4,160
LM CT106	TOTAL WK TO DATE VOLUME:	9,333
Committed:	9,072	Delivered: 7,574

For Tuesday cash trading was limited in Nebraska and West Cornbelt. In the West Cornbelt a few dressed traded at 208.00. In the Panhandle cash trading was mostly inactive on light demand. In Kansas trading was at a standstill. Last week in the Texas Panhandle live traded from 121.00-122.00. In Kansas last week live traded at 122.00. In Nebraska for the prior week live and dressed traded from 125.00-127.00 and at 200.00, respectively. In the West Cornbelt for the previous week live and dressed traded at 127.00 and from 200.00-205.00, respectively.



USDA Livestock, Poultry and Grain Market News

St. Joseph, Missouri

Phone: 816-676-7000

stjoe.lpgmn@ams.usda.gov