

Daily Direct Steer and Heifer Slaughter Cattle Summary

For Trade on:

Monday, August 23, 2021

| | | |
|--------------------------|---------------------------------|-------------------------------------|
| LM CT100 | 5-AREA | LM CT109 |
| Neg. Cash Volume: | 3,278 | Dressed Formula Vol: 61,659 |
| Live Steer Avg: | \$127.99 | Steer/Heifer Avg: \$196.47 |
| Live Heifer Avg: | N/A | Dressed Neg. Grid Vol: 5,193 |
| Dressed Steer Avg: | \$200.00 | Steer/Heifer Avg: \$198.41 |
| Dressed Heifer Avg: | \$200.00 | TOTAL VOLUME: 70,130 |
| LM CT106 | TOTAL WK TO DATE VOLUME: | 70,130 |
| Committed: | 54,279 | Delivered: 65,428 |

| | | |
|--------------------------|---------------------------------|------------------------------------|
| LM CT118 | TX-OK-NM | LM CT109 |
| Neg. Cash Volume: | 0 | Dressed Formula Vol: 19,679 |
| Live Steer Avg: | N/A | Steer/Heifer Avg: \$193.31 |
| Live Heifer Avg: | N/A | Dressed Neg. Grid Vol: 0 |
| Dressed Steer Avg: | N/A | Steer/Heifer Avg: N/A |
| Dressed Heifer Avg: | N/A | TOTAL VOLUME: 19,679 |
| LM CT106 | TOTAL WK TO DATE VOLUME: | 19,679 |
| Committed: | 8,674 | Delivered: 15,688 |

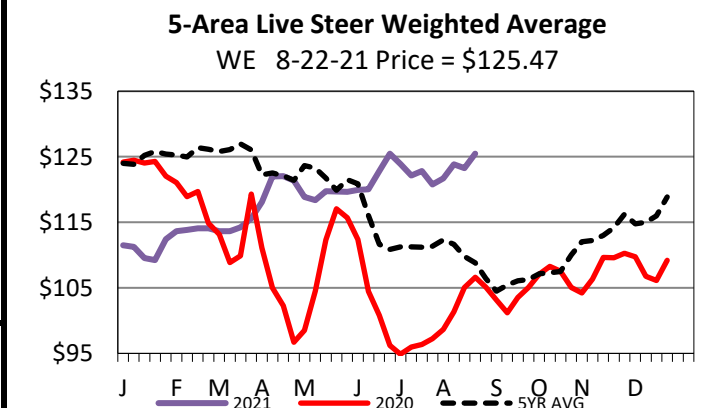
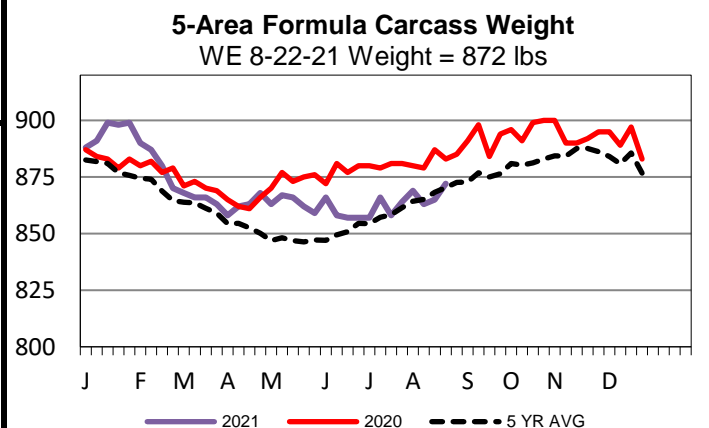
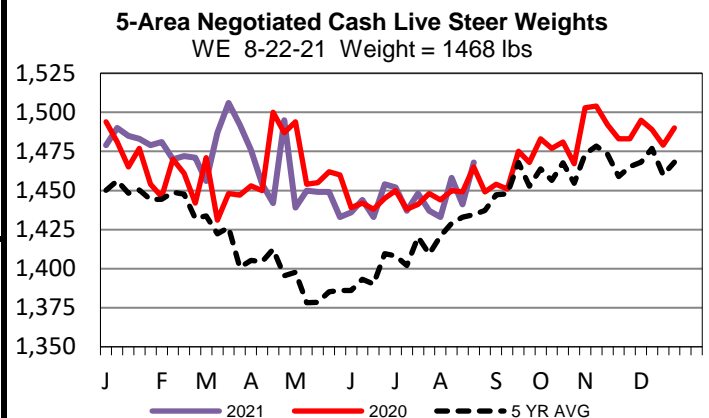
| | | |
|--------------------------|---------------------------------|-------------------------------------|
| LM CT121 | KANSAS | LM CT109 |
| Neg. Cash Volume: | 0 | Dressed Formula Vol: 27,640 |
| Live Steer Avg: | N/A | Steer/Heifer Avg: \$194.18 |
| Live Heifer Avg: | N/A | Dressed Neg. Grid Vol: 1,078 |
| Dressed Steer Avg: | N/A | Steer/Heifer Avg: \$193.94 |
| Dressed Heifer Avg: | N/A | TOTAL VOLUME: 28,718 |
| LM CT106 | TOTAL WK TO DATE VOLUME: | 28,718 |
| Committed: | 10,559 | Delivered: 18,223 |

| | | |
|--------------------------|---------------------------------|-------------------------------------|
| LM CT124 | NEBRASKA | LM CT109 |
| Neg. Cash Volume: | 1,849 | Dressed Formula Vol: 7,257 |
| Live Steer Avg: | \$130.00 | Steer/Heifer Avg: \$208.72 |
| Live Heifer Avg: | N/A | Dressed Neg. Grid Vol: 1,711 |
| Dressed Steer Avg: | N/A | Steer/Heifer Avg: \$199.01 |
| Dressed Heifer Avg: | N/A | TOTAL VOLUME: 10,817 |
| LM CT106 | TOTAL WK TO DATE VOLUME: | 10,817 |
| Committed: | 20,630 | Delivered: 15,664 |

| | | |
|--------------------------|---------------------------------|-----------------------------------|
| LM CT134 | COLORADO | LM CT109 |
| Neg. Cash Volume: | 0 | Dressed Formula Vol: 5,556 |
| Live Steer Avg: | N/A | Steer/Heifer Avg: \$200.66 |
| Live Heifer Avg: | N/A | Dressed Neg. Grid Vol: 221 |
| Dressed Steer Avg: | N/A | Steer/Heifer Avg: \$197.14 |
| Dressed Heifer Avg: | N/A | TOTAL VOLUME: 5,777 |
| LM CT106 | TOTAL WK TO DATE VOLUME: | 5,777 |
| Committed: | 6,533 | Delivered: 7,835 |

| | | |
|--------------------------|---------------------------------|-------------------------------------|
| LM CT137 | IA-MN | LM CT109 |
| Neg. Cash Volume: | 1,429 | Dressed Formula Vol: 1,606 |
| Live Steer Avg: | \$127.05 | Steer/Heifer Avg: \$205.12 |
| Live Heifer Avg: | N/A | Dressed Neg. Grid Vol: 2,183 |
| Dressed Steer Avg: | \$200.00 | Steer/Heifer Avg: \$200.28 |
| Dressed Heifer Avg: | \$200.00 | TOTAL VOLUME: 5,218 |
| LM CT106 | TOTAL WK TO DATE VOLUME: | 5,173 |
| Committed: | 7,883 | Delivered: 8,018 |

For Monday in Nebraska and Western Cornbelt cash trading was limited on light demand. In the Southern Plains on Monday negotiated cash trading was at a standstill. Last week in the Texas Panhandle live purchases traded from 121.00-122.00. In Kansas last week live purchases traded at 122.00. In Nebraska for the prior week live and dressed purchases traded from 125.00-127.00 and at 200.00, respectively. In the Western Cornbelt for the previous week live and dressed purchases traded at 127.00 and from 200.00-205.00, respectively.



USDA Livestock, Poultry and Grain Market News

St. Joseph, Missouri

Phone: 816-676-7000

stjoe.lpgmn@ams.usda.gov