

Daily Direct Steer and Heifer Slaughter Cattle Summary

For Trade on:

Thursday, August 19, 2021

LM CT100	5-AREA	LM CT109
Neg. Cash Volume:	23,785	Dressed Formula Vol: 31,818
Live Steer Avg:	\$123.88	Steer/Heifer Avg: \$199.28
Live Heifer Avg:	\$123.87	Dressed Neg. Grid Vol: 3,828
Dressed Steer Avg:	\$202.89	Steer/Heifer Avg: \$198.83
Dressed Heifer Avg:	\$200.06	TOTAL VOLUME: 59,431
LM CT106	TOTAL WK TO DATE VOLUME:	244,852
Committed:	67,478	Delivered: 67,951

LM CT118	TX-OK-NM	LM CT109
Neg. Cash Volume:	2,902	Dressed Formula Vol: 8,407
Live Steer Avg:	\$122.00	Steer/Heifer Avg: \$192.56
Live Heifer Avg:	\$122.00	Dressed Neg. Grid Vol: 0
Dressed Steer Avg:	N/A	Steer/Heifer Avg: N/A
Dressed Heifer Avg:	N/A	TOTAL VOLUME: 11,309
LM CT106	TOTAL WK TO DATE VOLUME:	54,807
Committed:	16,598	Delivered: 14,636

LM CT121	KANSAS	LM CT109
Neg. Cash Volume:	10,223	Dressed Formula Vol: 10,452
Live Steer Avg:	\$121.98	Steer/Heifer Avg: \$194.24
Live Heifer Avg:	\$122.00	Dressed Neg. Grid Vol: 161
Dressed Steer Avg:	N/A	Steer/Heifer Avg: \$199.09
Dressed Heifer Avg:	N/A	TOTAL VOLUME: 20,836
LM CT106	TOTAL WK TO DATE VOLUME:	68,789
Committed:	24,013	Delivered: 20,034

LM CT124	NEBRASKA	LM CT109
Neg. Cash Volume:	5,406	Dressed Formula Vol: 6,288
Live Steer Avg:	\$126.35	Steer/Heifer Avg: \$207.73
Live Heifer Avg:	\$126.24	Dressed Neg. Grid Vol: 2,328
Dressed Steer Avg:	\$200.81	Steer/Heifer Avg: \$198.81
Dressed Heifer Avg:	\$200.37	TOTAL VOLUME: 14,022
LM CT106	TOTAL WK TO DATE VOLUME:	75,931
Committed:	14,207	Delivered: 20,570

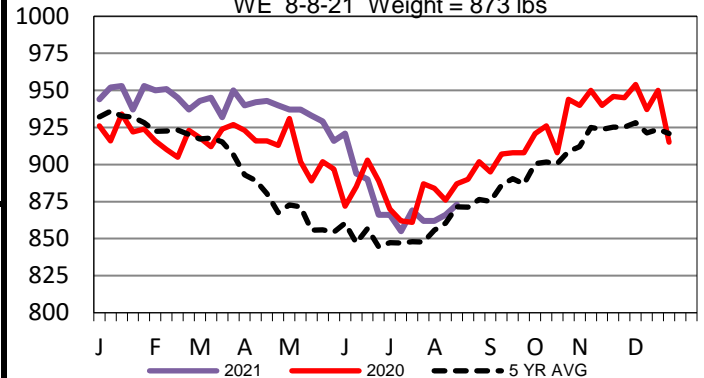
LM CT134	COLORADO	LM CT109
Neg. Cash Volume:	0	Dressed Formula Vol: 4,810
Live Steer Avg:	N/A	Steer/Heifer Avg: \$210.12
Live Heifer Avg:	N/A	Dressed Neg. Grid Vol: 457
Dressed Steer Avg:	N/A	Steer/Heifer Avg: \$197.78
Dressed Heifer Avg:	N/A	TOTAL VOLUME: 5,267
LM CT106	TOTAL WK TO DATE VOLUME:	19,027
Committed:	7,094	Delivered: 4,305

LM CT137	IA-MN	LM CT109
Neg. Cash Volume:	5,254	Dressed Formula Vol: 2,149
Live Steer Avg:	\$127.47	Steer/Heifer Avg: \$200.60
Live Heifer Avg:	\$128.00	Dressed Neg. Grid Vol: 917
Dressed Steer Avg:	\$203.98	Steer/Heifer Avg: \$199.04
Dressed Heifer Avg:	\$199.36	TOTAL VOLUME: 8,320
LM CT106	TOTAL WK TO DATE VOLUME:	34,661
Committed:	5,566	Delivered: 8,406

Thursday in the Texas Panhandle, Nebraska and Western Cornbelt cash trading was slow on light demand. In Texas live traded mostly 1.00 higher at 122.00, with a light test noted. Wednesday in Nebraska live and dressed traded from 125.00-127.00 and at mostly 200.00, respectively. Wednesday in the Western Cornbelt live and dressed traded at 127.00 and mostly 200.00, respectively. For Thursday in Kansas cash trading was moderate with light demand. Compared to last week live traded 1.00 higher.

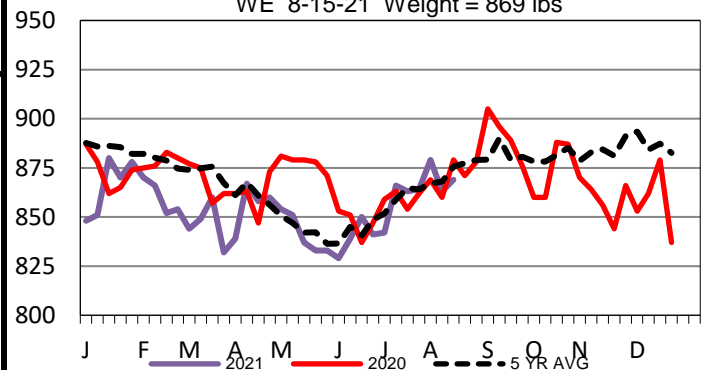
Iowa-Minnesota Formula Carcass Weights

WE 8-8-21 Weight = 873 lbs



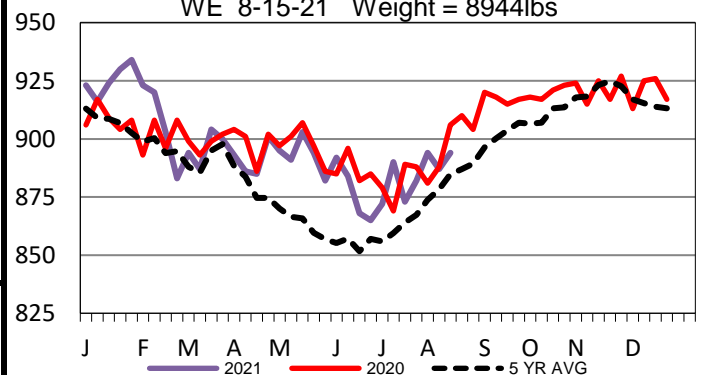
Colorado Formula Carcass Weights

WE 8-15-21 Weight = 869 lbs



Nebraska Formula Carcass Weights

WE 8-15-21 Weight = 894 lbs



USDA Livestock, Poultry and Grain Market News

St. Joseph, Missouri

Phone: 816-676-7000

stjoe.lpgmn@ams.usda.gov