

Daily Direct Steer and Heifer Slaughter Cattle Summary

For Trade on:

Monday, August 16, 2021

LM CT100	5-AREA	LM CT109
Neg. Cash Volume:	3,691	Dressed Formula Vol: 58,914
Live Steer Avg:	\$127.00	Steer/Heifer Avg: \$197.29
Live Heifer Avg:	N/A	Dressed Neg. Grid Vol: 2,882
Dressed Steer Avg:	\$197.00	Steer/Heifer Avg: \$198.78
Dressed Heifer Avg:	N/A	TOTAL VOLUME: 65,487
LM CT106	TOTAL WK TO DATE VOLUME:	65,487
Committed:	49,431	Delivered: 70,529

LM CT118	TX-OK-NM	LM CT109
Neg. Cash Volume:	0	Dressed Formula Vol: 16,075
Live Steer Avg:	N/A	Steer/Heifer Avg: \$193.04
Live Heifer Avg:	N/A	Dressed Neg. Grid Vol: 484
Dressed Steer Avg:	N/A	Steer/Heifer Avg: \$190.27
Dressed Heifer Avg:	N/A	TOTAL VOLUME: 16,559
LM CT106	TOTAL WK TO DATE VOLUME:	16,559
Committed:	9,125	Delivered: 15,120

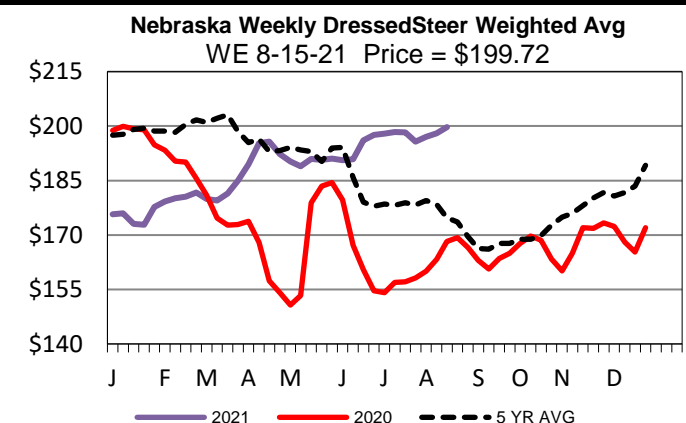
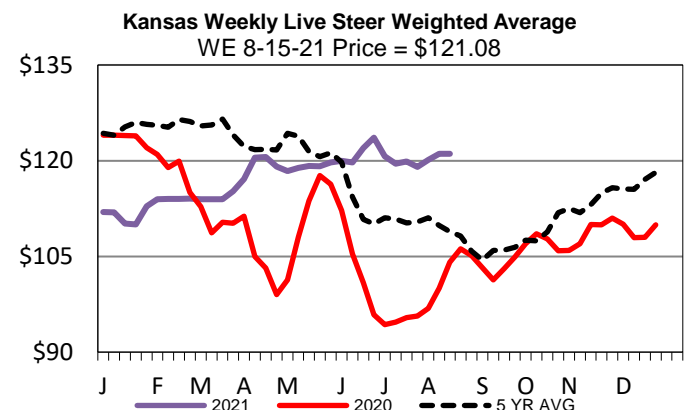
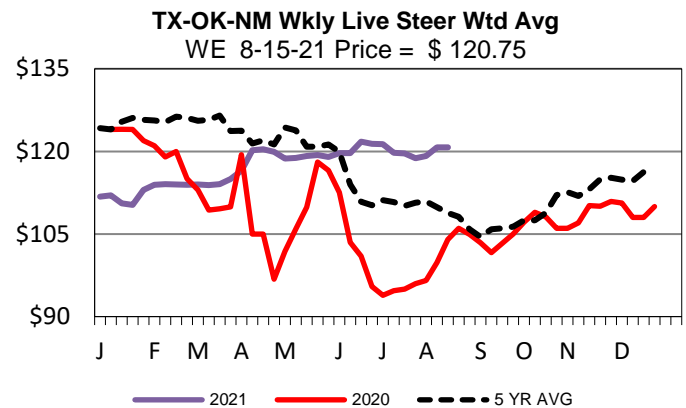
LM CT121	KANSAS	LM CT109
Neg. Cash Volume:	0	Dressed Formula Vol: 26,586
Live Steer Avg:	N/A	Steer/Heifer Avg: \$194.75
Live Heifer Avg:	N/A	Dressed Neg. Grid Vol: 2,167
Dressed Steer Avg:	N/A	Steer/Heifer Avg: \$194.12
Dressed Heifer Avg:	N/A	TOTAL VOLUME: 28,753
LM CT106	TOTAL WK TO DATE VOLUME:	28,753
Committed:	16,447	Delivered: 21,465

LM CT124	NEBRASKA	LM CT109
Neg. Cash Volume:	3,341	Dressed Formula Vol: 10,106
Live Steer Avg:	N/A	Steer/Heifer Avg: \$207.45
Live Heifer Avg:	N/A	Dressed Neg. Grid Vol: 2,013
Dressed Steer Avg:	N/A	Steer/Heifer Avg: \$199.62
Dressed Heifer Avg:	N/A	TOTAL VOLUME: 15,460
LM CT106	TOTAL WK TO DATE VOLUME:	15,460
Committed:	17,193	Delivered: 16,248

LM CT134	COLORADO	LM CT109
Neg. Cash Volume:	0	Dressed Formula Vol: 4,884
Live Steer Avg:	N/A	Steer/Heifer Avg: \$202.65
Live Heifer Avg:	N/A	Dressed Neg. Grid Vol: 503
Dressed Steer Avg:	N/A	Steer/Heifer Avg: \$194.35
Dressed Heifer Avg:	N/A	TOTAL VOLUME: 5,387
LM CT106	TOTAL WK TO DATE VOLUME:	5,387
Committed:	1,313	Delivered: 9,213

LM CT137	IA-MN	LM CT109
Neg. Cash Volume:	350	Dressed Formula Vol: 1,506
Live Steer Avg:	\$127.00	Steer/Heifer Avg: \$202.06
Live Heifer Avg:	N/A	Dressed Neg. Grid Vol: 1,163
Dressed Steer Avg:	\$197.00	Steer/Heifer Avg: \$201.61
Dressed Heifer Avg:	N/A	TOTAL VOLUME: 3,019
LM CT106	TOTAL WK TO DATE VOLUME:	3,019
Committed:	5,353	Delivered: 8,483

For Monday negotiated cash trading in the Southern Plains was at a standstill. In Nebraska and Western Cornbelt negotiated cash trading was limited with very light demand. Not enough purchases for a market trend. Last week in the Southern Plains live purchases traded at 121.00. For the prior week in Nebraska live and dressed purchases traded from 123.00-126.00 and at 198.00, respectively. For the previous week in the Western Cornbelt live and dressed purchases traded from 125.00-126.00 and 198.00-204.00, respectively.



USDA Livestock, Poultry and Grain Market News

St. Joseph, Missouri

Phone: 816-676-7000

stjoe.lpgmn@ams.usda.gov