

Daily Direct Steer and Heifer Slaughter Cattle Summary

For Trade on:

Monday, August 09, 2021

LM CT100	5-AREA	LM CT109
Neg. Cash Volume:	686	Dressed Formula Vol: 63,275
Live Steer Avg:	\$124.60	Steer/Heifer Avg: \$193.86
Live Heifer Avg:	\$125.00	Dressed Neg. Grid Vol: 4,716
Dressed Steer Avg:	\$202.00	Steer/Heifer Avg: \$194.66
Dressed Heifer Avg:	N/A	TOTAL VOLUME: 68,677
LM CT106	TOTAL WK TO DATE VOLUME:	68,677
Committed:	72,929	Delivered: 221,731

LM CT118	TX-OK-NM	LM CT109
Neg. Cash Volume:	0	Dressed Formula Vol: 15,982
Live Steer Avg:	N/A	Steer/Heifer Avg: \$191.07
Live Heifer Avg:	N/A	Dressed Neg. Grid Vol: 369
Dressed Steer Avg:	N/A	Steer/Heifer Avg: \$191.41
Dressed Heifer Avg:	N/A	TOTAL VOLUME: 16,351
LM CT106	TOTAL WK TO DATE VOLUME:	16,351
Committed:	23,478	Delivered: 170,333

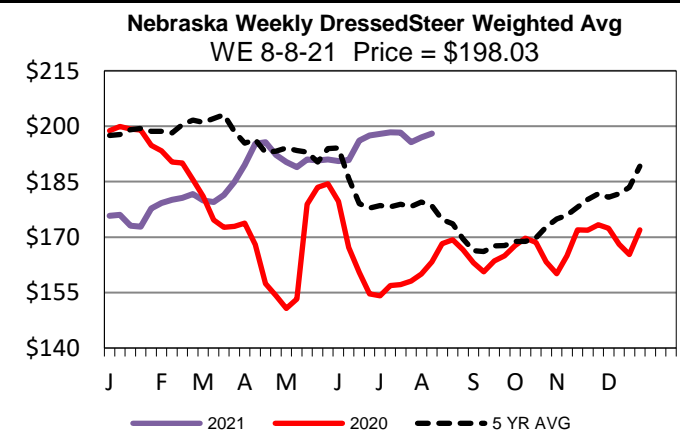
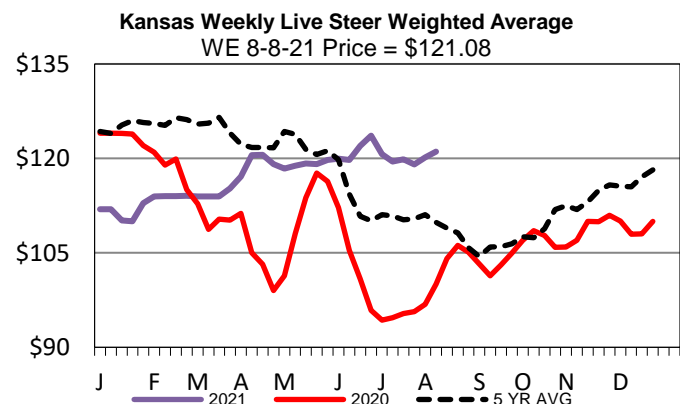
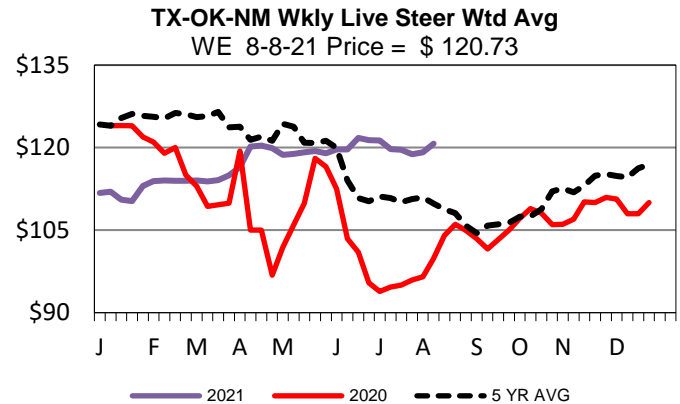
LM CT121	KANSAS	LM CT109
Neg. Cash Volume:	0	Dressed Formula Vol: 30,741
Live Steer Avg:	N/A	Steer/Heifer Avg: \$192.62
Live Heifer Avg:	N/A	Dressed Neg. Grid Vol: 2,027
Dressed Steer Avg:	N/A	Steer/Heifer Avg: \$191.07
Dressed Heifer Avg:	N/A	TOTAL VOLUME: 32,768
LM CT106	TOTAL WK TO DATE VOLUME:	32,768
Committed:	18,616	Delivered: 18,672

LM CT124	NEBRASKA	LM CT109
Neg. Cash Volume:	0	Dressed Formula Vol: 7,168
Live Steer Avg:	N/A	Steer/Heifer Avg: \$200.93
Live Heifer Avg:	N/A	Dressed Neg. Grid Vol: 1,086
Dressed Steer Avg:	N/A	Steer/Heifer Avg: \$197.40
Dressed Heifer Avg:	N/A	TOTAL VOLUME: 8,254
LM CT106	TOTAL WK TO DATE VOLUME:	8,254
Committed:	21,284	Delivered: 16,104

LM CT134	COLORADO	LM CT109
Neg. Cash Volume:	0	Dressed Formula Vol: 8,122
Live Steer Avg:	N/A	Steer/Heifer Avg: \$196.70
Live Heifer Avg:	N/A	Dressed Neg. Grid Vol: 249
Dressed Steer Avg:	N/A	Steer/Heifer Avg: \$197.25
Dressed Heifer Avg:	N/A	TOTAL VOLUME: 8,371
LM CT106	TOTAL WK TO DATE VOLUME:	8,371
Committed:	3,859	Delivered: 8,417

LM CT137	IA-MN	LM CT109
Neg. Cash Volume:	686	Dressed Formula Vol: 1,445
Live Steer Avg:	\$124.60	Steer/Heifer Avg: \$198.70
Live Heifer Avg:	\$125.00	Dressed Neg. Grid Vol: 1,022
Dressed Steer Avg:	\$202.00	Steer/Heifer Avg: \$199.89
Dressed Heifer Avg:	N/A	TOTAL VOLUME: 3,153
LM CT106	TOTAL WK TO DATE VOLUME:	3,153
Committed:	5,692	Delivered: 8,205

For Monday negotiated cash trading was at a standstill in the Southern Plains and Nebraska. In the Western Cornbelt negotiated cash trading was mostly inactive with light demand. Not enough purchases for a market trend. Last week in the Southern Plains live purchases traded at 121.00. For prior week in Nebraska live and dressed purchases traded at 125.00 and 198.00, respectively. For the previous week in the Western Cornbelt live and dressed purchases traded from 125.00-126.00 and at 198.00, respectively.



USDA Livestock, Poultry and Grain Market News

St. Joseph, Missouri

Phone: 816-676-7000

stjoe.lpgmn@ams.usda.gov