

Daily Direct Steer and Heifer Slaughter Cattle Summary

For Trade on:

Monday, August 02, 2021

LM CT100	5-AREA	LM CT109
Neg. Cash Volume:	1,623	Dressed Formula Vol: 56,003
Live Steer Avg:	\$125.00	Steer/Heifer Avg: \$193.33
Live Heifer Avg:	N/A	Dressed Neg. Grid Vol: 4,599
Dressed Steer Avg:	\$197.00	Steer/Heifer Avg: \$195.60
Dressed Heifer Avg:	N/A	TOTAL VOLUME: 62,225
LM CT106	TOTAL WK TO DATE VOLUME:	62,225
Committed:	47,233	Delivered: 66,213

LM CT118	TX-OK-NM	LM CT109
Neg. Cash Volume:	0	Dressed Formula Vol: 20,478
Live Steer Avg:	N/A	Steer/Heifer Avg: \$191.12
Live Heifer Avg:	N/A	Dressed Neg. Grid Vol: 360
Dressed Steer Avg:	N/A	Steer/Heifer Avg: \$189.55
Dressed Heifer Avg:	N/A	TOTAL VOLUME: 20,838
LM CT106	TOTAL WK TO DATE VOLUME:	20,838
Committed:	7,909	Delivered: 17,539

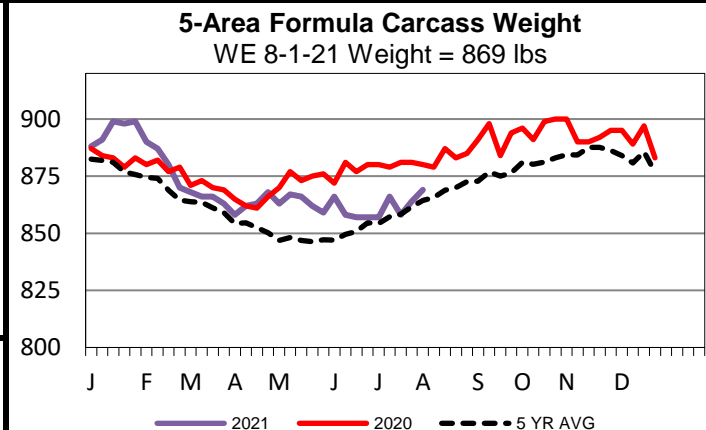
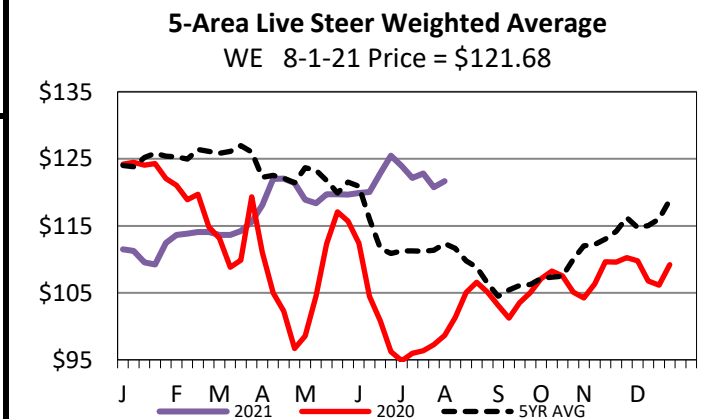
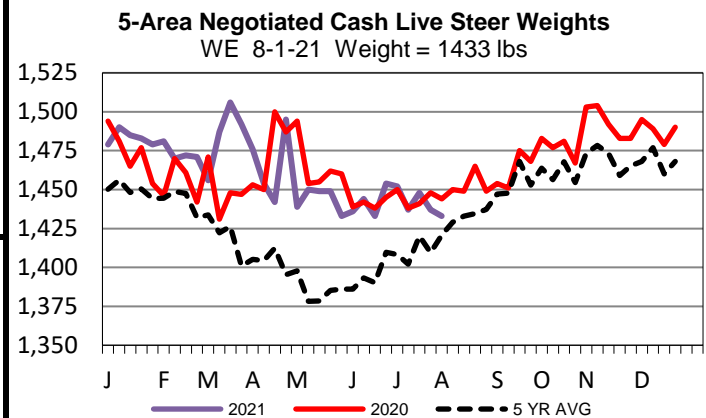
LM CT121	KANSAS	LM CT109
Neg. Cash Volume:	0	Dressed Formula Vol: 25,573
Live Steer Avg:	N/A	Steer/Heifer Avg: \$192.04
Live Heifer Avg:	N/A	Dressed Neg. Grid Vol: 1,561
Dressed Steer Avg:	N/A	Steer/Heifer Avg: \$190.70
Dressed Heifer Avg:	N/A	TOTAL VOLUME: 27,134
LM CT106	TOTAL WK TO DATE VOLUME:	27,134
Committed:	20,052	Delivered: 19,711

LM CT124	NEBRASKA	LM CT109
Neg. Cash Volume:	1,549	Dressed Formula Vol: 6,692
Live Steer Avg:	\$125.00	Steer/Heifer Avg: \$204.41
Live Heifer Avg:	N/A	Dressed Neg. Grid Vol: 986
Dressed Steer Avg:	\$197.00	Steer/Heifer Avg: \$200.08
Dressed Heifer Avg:	N/A	TOTAL VOLUME: 9,227
LM CT106	TOTAL WK TO DATE VOLUME:	9,227
Committed:	10,576	Delivered: 14,876

LM CT134	COLORADO	LM CT109
Neg. Cash Volume:	0	Dressed Formula Vol: 2,516
Live Steer Avg:	N/A	Steer/Heifer Avg: \$191.60
Live Heifer Avg:	N/A	Dressed Neg. Grid Vol: 558
Dressed Steer Avg:	N/A	Steer/Heifer Avg: \$195.71
Dressed Heifer Avg:	N/A	TOTAL VOLUME: 3,074
LM CT106	TOTAL WK TO DATE VOLUME:	3,074
Committed:	160	Delivered: 3,916

LM CT137	IA-MN	LM CT109
Neg. Cash Volume:	74	Dressed Formula Vol: 941
Live Steer Avg:	N/A	Steer/Heifer Avg: \$203.10
Live Heifer Avg:	N/A	Dressed Neg. Grid Vol: 1,254
Dressed Steer Avg:	N/A	Steer/Heifer Avg: \$200.23
Dressed Heifer Avg:	N/A	TOTAL VOLUME: 2,269
LM CT106	TOTAL WK TO DATE VOLUME:	2,269
Committed:	8,536	Delivered: 10,171

For Monday negotiated cash trading was limited on very light demand in Nebraska, and mostly inactive on very light demand in the Western Cornbelt. Not enough purchases in either region for a full market trend. Negotiated cash trading was at a standstill in all other major feeding regions. Last week in the Southern Plains live purchases traded at 120.00. In Nebraska last week live and dressed purchases traded at 122.00 and 196.00, respectively. In the Western Cornbelt last week live and dressed purchases traded from 123.00-125.00 and 195.00-201.00, respectively.



USDA Livestock, Poultry and Grain Market News

St. Joseph, Missouri

Phone: 816-676-7000

stjoe.lpgmn@ams.usda.gov