

Daily Direct Steer and Heifer Slaughter Cattle Summary

For Trade on:

Thursday, July 29, 2021

LM CT100	5-AREA	LM CT109
Neg. Cash Volume:	31,669	Dressed Formula Vol: 31,446
Live Steer Avg:	\$120.77	Steer/Heifer Avg: \$194.64
Live Heifer Avg:	\$120.38	Dressed Neg. Grid Vol: 3,783
Dressed Steer Avg:	\$196.60	Steer/Heifer Avg: \$198.87
Dressed Heifer Avg:	\$196.31	TOTAL VOLUME: 66,898
LM CT106	TOTAL WK TO DATE VOLUME:	218,162
Committed:	91,968	Delivered: 68,714

LM CT118	TX-OK-NM	LM CT109
Neg. Cash Volume:	4,154	Dressed Formula Vol: 10,174
Live Steer Avg:	\$119.96	Steer/Heifer Avg: \$190.47
Live Heifer Avg:	\$119.93	Dressed Neg. Grid Vol: 0
Dressed Steer Avg:	N/A	Steer/Heifer Avg: N/A
Dressed Heifer Avg:	N/A	TOTAL VOLUME: 14,328
LM CT106	TOTAL WK TO DATE VOLUME:	57,270
Committed:	16,797	Delivered: 18,852

LM CT121	KANSAS	LM CT109
Neg. Cash Volume:	9,237	Dressed Formula Vol: 10,626
Live Steer Avg:	\$120.14	Steer/Heifer Avg: \$192.91
Live Heifer Avg:	\$120.28	Dressed Neg. Grid Vol: 219
Dressed Steer Avg:	\$196.00	Steer/Heifer Avg: \$200.48
Dressed Heifer Avg:	\$196.00	TOTAL VOLUME: 20,082
LM CT106	TOTAL WK TO DATE VOLUME:	69,953
Committed:	29,454	Delivered: 21,725

LM CT124	NEBRASKA	LM CT109
Neg. Cash Volume:	10,319	Dressed Formula Vol: 5,326
Live Steer Avg:	\$122.32	Steer/Heifer Avg: \$198.97
Live Heifer Avg:	\$122.00	Dressed Neg. Grid Vol: 2,079
Dressed Steer Avg:	\$196.39	Steer/Heifer Avg: \$199.19
Dressed Heifer Avg:	\$196.39	TOTAL VOLUME: 17,724
LM CT106	TOTAL WK TO DATE VOLUME:	54,395
Committed:	28,976	Delivered: 13,851

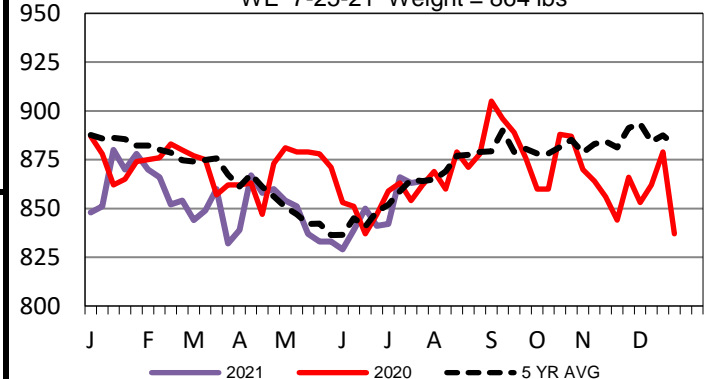
LM CT134	COLORADO	LM CT109
Neg. Cash Volume:	0	Dressed Formula Vol: 4,266
Live Steer Avg:	N/A	Steer/Heifer Avg: \$202.47
Live Heifer Avg:	N/A	Dressed Neg. Grid Vol: 0
Dressed Steer Avg:	N/A	Steer/Heifer Avg: N/A
Dressed Heifer Avg:	N/A	TOTAL VOLUME: 4,266
LM CT106	TOTAL WK TO DATE VOLUME:	12,401
Committed:	2,177	Delivered: 6,168

LM CT137	IA-MN	LM CT109
Neg. Cash Volume:	7,959	Dressed Formula Vol: 1,438
Live Steer Avg:	\$123.40	Steer/Heifer Avg: \$199.59
Live Heifer Avg:	\$122.98	Dressed Neg. Grid Vol: 1,559
Dressed Steer Avg:	\$196.90	Steer/Heifer Avg: \$198.18
Dressed Heifer Avg:	\$196.24	TOTAL VOLUME: 10,956
LM CT106	TOTAL WK TO DATE VOLUME:	25,544
Committed:	14,564	Delivered: 8,118

For Thursday negotiated cash trading was slow on light to moderate demand in all major feeding regions. In the Southern Plains compared to last week live purchases traded 1.00 higher at 120.00. In Nebraska compared to last week live purchases traded unevenly steady at 122.00 and dressed purchases traded 1.00 higher at 196.00. In the Western Cornbelt dressed purchases traded unevenly steady at 196.00. Not enough live purchases for a full market trend. The latest live market in the Western Cornbelt was last week from 120.00-124.00.

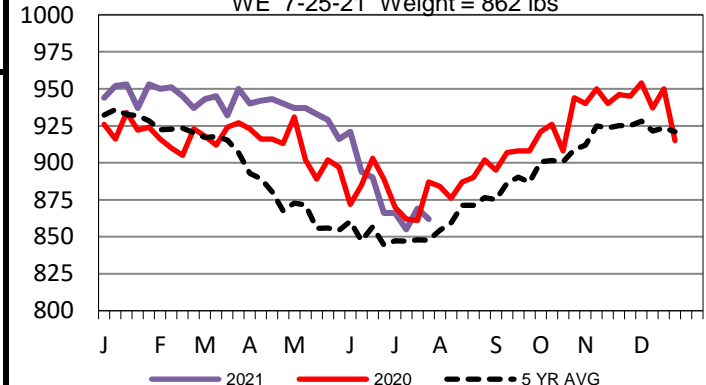
Colorado Formula Carcass Weights

WE 7-25-21 Weight = 864 lbs



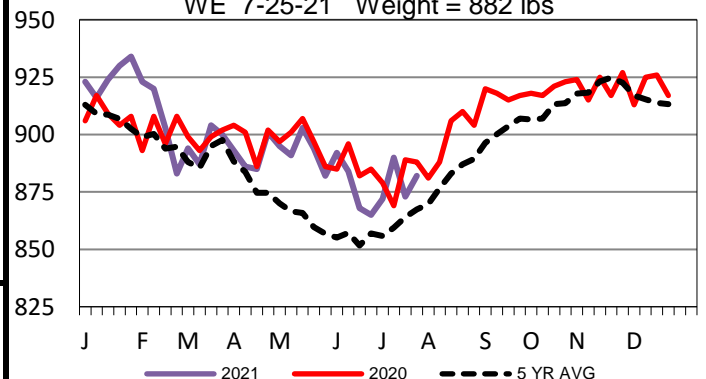
Iowa-Minnesota Formula Carcass Weights

WE 7-25-21 Weight = 862 lbs



Nebraska Formula Carcass Weights

WE 7-25-21 Weight = 882 lbs



USDA Livestock, Poultry and Grain Market News

St. Joseph, Missouri

Phone: 816-676-7000

stjoe.lpgmn@ams.usda.gov