

Daily Direct Steer and Heifer Slaughter Cattle Summary

For Trade on:

Tuesday, July 20, 2021

LM CT100	5-AREA	LM CT109
Neg. Cash Volume:	3,983	Dressed Formula Vol: 33,932
Live Steer Avg:	\$121.17	Steer/Heifer Avg: \$199.24
Live Heifer Avg:	\$118.25	Dressed Neg. Grid Vol: 4,694
Dressed Steer Avg:	\$199.91	Steer/Heifer Avg: \$200.79
Dressed Heifer Avg:	\$199.73	TOTAL VOLUME: 42,609
LM CT106	TOTAL WK TO DATE VOLUME:	115,567
Committed:	53,053	Delivered: 66,633

LM CT118	TX-OK-NM	LM CT109
Neg. Cash Volume:	296	Dressed Formula Vol: 10,583
Live Steer Avg:	N/A	Steer/Heifer Avg: \$194.06
Live Heifer Avg:	\$118.25	Dressed Neg. Grid Vol: 0
Dressed Steer Avg:	N/A	Steer/Heifer Avg: N/A
Dressed Heifer Avg:	N/A	TOTAL VOLUME: 10,879
LM CT106	TOTAL WK TO DATE VOLUME:	32,042
Committed:	12,697	Delivered: 18,706

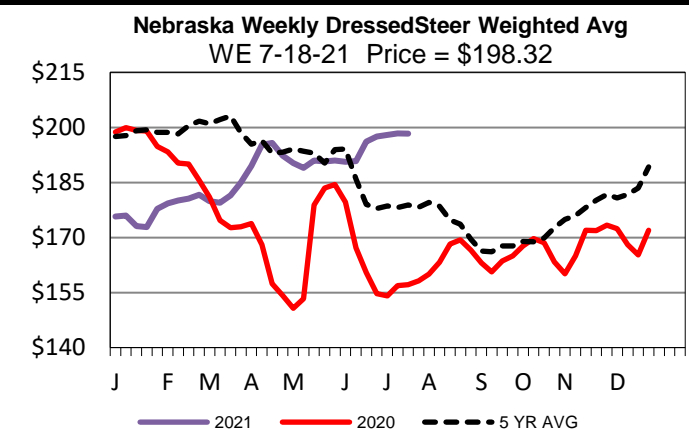
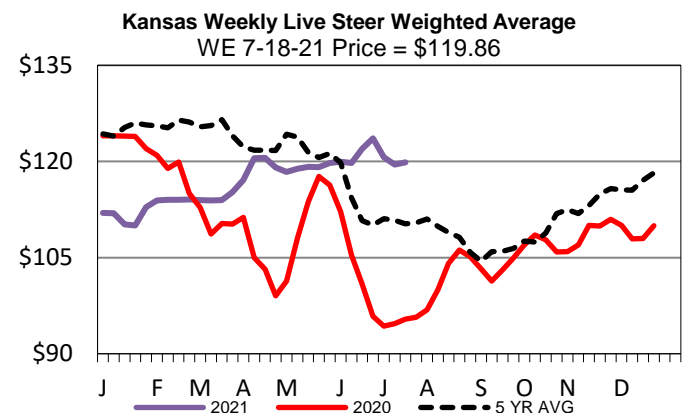
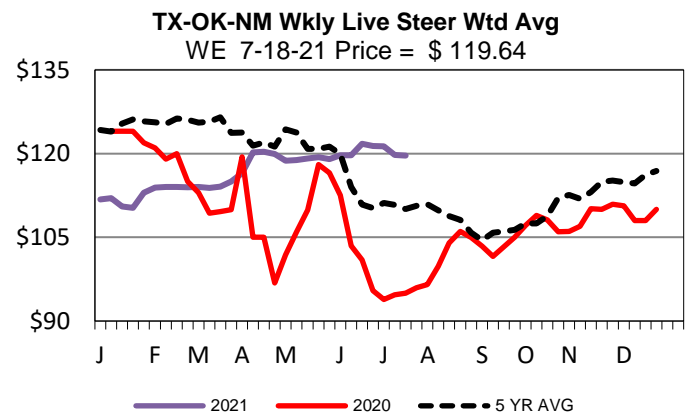
LM CT121	KANSAS	LM CT109
Neg. Cash Volume:	0	Dressed Formula Vol: 12,407
Live Steer Avg:	N/A	Steer/Heifer Avg: \$194.07
Live Heifer Avg:	N/A	Dressed Neg. Grid Vol: 621
Dressed Steer Avg:	N/A	Steer/Heifer Avg: \$198.72
Dressed Heifer Avg:	N/A	TOTAL VOLUME: 13,028
LM CT106	TOTAL WK TO DATE VOLUME:	44,389
Committed:	19,090	Delivered: 19,521

LM CT124	NEBRASKA	LM CT109
Neg. Cash Volume:	2,802	Dressed Formula Vol: 5,769
Live Steer Avg:	\$121.00	Steer/Heifer Avg: \$215.68
Live Heifer Avg:	N/A	Dressed Neg. Grid Vol: 2,054
Dressed Steer Avg:	\$199.91	Steer/Heifer Avg: \$201.79
Dressed Heifer Avg:	\$200.00	TOTAL VOLUME: 10,625
LM CT106	TOTAL WK TO DATE VOLUME:	23,329
Committed:	12,006	Delivered: 15,493

LM CT134	COLORADO	LM CT109
Neg. Cash Volume:	0	Dressed Formula Vol: 3,285
Live Steer Avg:	N/A	Steer/Heifer Avg: \$202.38
Live Heifer Avg:	N/A	Dressed Neg. Grid Vol: 40
Dressed Steer Avg:	N/A	Steer/Heifer Avg: \$200.09
Dressed Heifer Avg:	N/A	TOTAL VOLUME: 3,325
LM CT106	TOTAL WK TO DATE VOLUME:	7,819
Committed:	4,310	Delivered: 6,296

LM CT137	IA-MN	LM CT109
Neg. Cash Volume:	885	Dressed Formula Vol: 1,888
Live Steer Avg:	\$121.50	Steer/Heifer Avg: \$206.47
Live Heifer Avg:	N/A	Dressed Neg. Grid Vol: 1,979
Dressed Steer Avg:	\$200.00	Steer/Heifer Avg: \$200.42
Dressed Heifer Avg:	\$195.00	TOTAL VOLUME: 4,752
LM CT106	TOTAL WK TO DATE VOLUME:	8,142
Committed:	4,950	Delivered: 6,617

Tuesday in Nebraska cash trading was limited with very light demand. In the Texas Panhandle and Western Cornbelt cash trading was mostly inactive with very light demand. In Kansas cash trading was at a standstill. Last week in the Southern Plains live purchases traded at 120.00. In Nebraska for the prior week live and dressed purchases traded from 123.00-125.00 and from 196.00-202.00, respectively. In the Western Cornbelt for the previous week live and dressed purchases traded at 125.00 and from 196.00-197.00, respectively.



USDA Livestock, Poultry and Grain Market News

St. Joseph, Missouri

Phone: 816-676-7000

stjoe.lpgmn@ams.usda.gov