

Daily Direct Steer and Heifer Slaughter Cattle Summary

For Trade on:

Monday, July 19, 2021

LM CT100	5-AREA	LM CT109
Neg. Cash Volume:	3,849	Dressed Formula Vol: 61,956
Live Steer Avg:	N/A	Steer/Heifer Avg: \$194.74
Live Heifer Avg:	N/A	Dressed Neg. Grid Vol: 7,153
Dressed Steer Avg:	N/A	Steer/Heifer Avg: \$197.79
Dressed Heifer Avg:	N/A	TOTAL VOLUME: 72,958
LM CT106	TOTAL WK TO DATE VOLUME:	72,958
Committed:	81,201	Delivered: 70,943

LM CT118	TX-OK-NM	LM CT109
Neg. Cash Volume:	0	Dressed Formula Vol: 20,671
Live Steer Avg:	N/A	Steer/Heifer Avg: \$191.21
Live Heifer Avg:	N/A	Dressed Neg. Grid Vol: 492
Dressed Steer Avg:	N/A	Steer/Heifer Avg: \$191.26
Dressed Heifer Avg:	N/A	TOTAL VOLUME: 21,163
LM CT106	TOTAL WK TO DATE VOLUME:	21,163
Committed:	24,534	Delivered: 19,523

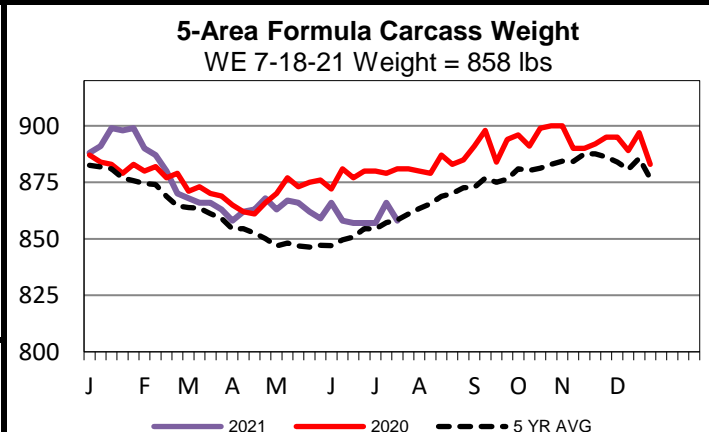
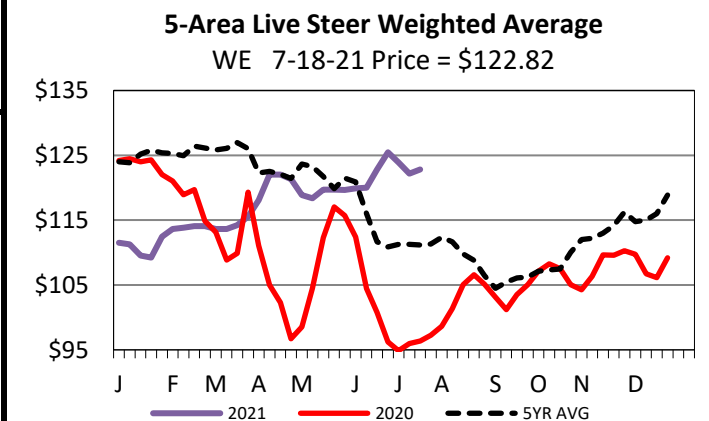
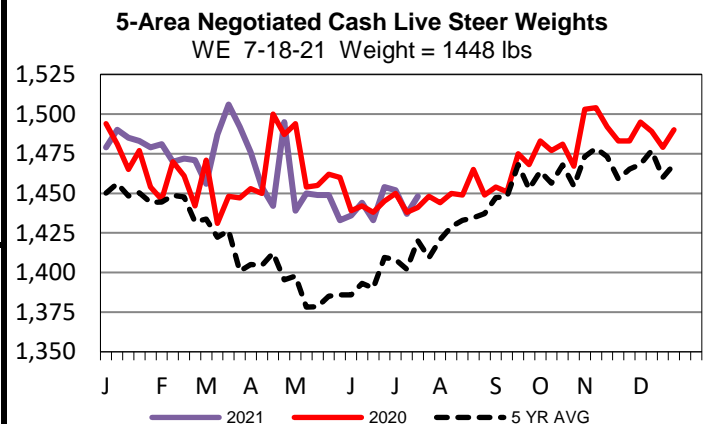
LM CT121	KANSAS	LM CT109
Neg. Cash Volume:	0	Dressed Formula Vol: 29,333
Live Steer Avg:	N/A	Steer/Heifer Avg: \$193.87
Live Heifer Avg:	N/A	Dressed Neg. Grid Vol: 2,028
Dressed Steer Avg:	N/A	Steer/Heifer Avg: \$193.79
Dressed Heifer Avg:	N/A	TOTAL VOLUME: 31,361
LM CT106	TOTAL WK TO DATE VOLUME:	31,361
Committed:	20,546	Delivered: 16,673

LM CT124	NEBRASKA	LM CT109
Neg. Cash Volume:	3,505	Dressed Formula Vol: 6,425
Live Steer Avg:	N/A	Steer/Heifer Avg: \$202.60
Live Heifer Avg:	N/A	Dressed Neg. Grid Vol: 2,774
Dressed Steer Avg:	N/A	Steer/Heifer Avg: \$201.01
Dressed Heifer Avg:	N/A	TOTAL VOLUME: 12,704
LM CT106	TOTAL WK TO DATE VOLUME:	12,704
Committed:	19,175	Delivered: 16,489

LM CT134	COLORADO	LM CT109
Neg. Cash Volume:	0	Dressed Formula Vol: 3,964
Live Steer Avg:	N/A	Steer/Heifer Avg: \$202.31
Live Heifer Avg:	N/A	Dressed Neg. Grid Vol: 530
Dressed Steer Avg:	N/A	Steer/Heifer Avg: \$199.90
Dressed Heifer Avg:	N/A	TOTAL VOLUME: 4,494
LM CT106	TOTAL WK TO DATE VOLUME:	4,494
Committed:	8,531	Delivered: 8,881

LM CT137	IA-MN	LM CT109
Neg. Cash Volume:	344	Dressed Formula Vol: 1,640
Live Steer Avg:	N/A	Steer/Heifer Avg: \$205.40
Live Heifer Avg:	N/A	Dressed Neg. Grid Vol: 1,406
Dressed Steer Avg:	N/A	Steer/Heifer Avg: \$199.34
Dressed Heifer Avg:	N/A	TOTAL VOLUME: 3,390
LM CT106	TOTAL WK TO DATE VOLUME:	3,390
Committed:	8,415	Delivered: 9,377

Monday in the Southern Plains cash trading was at a standstill. In Nebraska cash trading was slow on very light demand. In the Western Cornbelt cash trading was mostly inactive with light demand. Not enough purchases in any region for a market trend. Last week in the Southern Plains live purchases traded at 120.00. In Nebraska for the prior week live and dressed purchases traded from 123.00-125.00 and from 196.00-202.00, respectively. In the Western Cornbelt for the previous week live and dressed purchases traded at 125.00 and from 196.00-197.00, respectively.



USDA Livestock, Poultry and Grain Market News

St. Joseph, Missouri

Phone: 816-676-7000

stjoe.lpgmn@ams.usda.gov