

Daily Direct Steer and Heifer Slaughter Cattle Summary

For Trade on:

Friday, July 16, 2021

LM CT100	5-AREA	LM CT109
Neg. Cash Volume:	4,242	Dressed Formula Vol: 39,801
Live Steer Avg:	\$123.10	Steer/Heifer Avg: \$195.34
Live Heifer Avg:	\$121.70	Dressed Neg. Grid Vol: 3,010
Dressed Steer Avg:	\$198.51	Steer/Heifer Avg: \$199.03
Dressed Heifer Avg:	N/A	TOTAL VOLUME: 47,053
LM CT106	TOTAL WK TO DATE VOLUME:	285,889
Committed:	75,633	Delivered: 106,537

LM CT118	TX-OK-NM	LM CT109
Neg. Cash Volume:	0	Dressed Formula Vol: 10,135
Live Steer Avg:	N/A	Steer/Heifer Avg: \$189.85
Live Heifer Avg:	N/A	Dressed Neg. Grid Vol: 0
Dressed Steer Avg:	N/A	Steer/Heifer Avg: N/A
Dressed Heifer Avg:	N/A	TOTAL VOLUME: 10,135
LM CT106	TOTAL WK TO DATE VOLUME:	75,936
Committed:	23,660	Delivered: 32,470

LM CT121	KANSAS	LM CT109
Neg. Cash Volume:	0	Dressed Formula Vol: 17,500
Live Steer Avg:	N/A	Steer/Heifer Avg: \$194.27
Live Heifer Avg:	N/A	Dressed Neg. Grid Vol: 159
Dressed Steer Avg:	N/A	Steer/Heifer Avg: \$194.60
Dressed Heifer Avg:	N/A	TOTAL VOLUME: 17,659
LM CT106	TOTAL WK TO DATE VOLUME:	87,338
Committed:	16,341	Delivered: 34,144

LM CT124	NEBRASKA	LM CT109
Neg. Cash Volume:	2,723	Dressed Formula Vol: 7,190
Live Steer Avg:	\$122.63	Steer/Heifer Avg: \$202.28
Live Heifer Avg:	\$121.00	Dressed Neg. Grid Vol: 1,685
Dressed Steer Avg:	\$198.22	Steer/Heifer Avg: \$198.99
Dressed Heifer Avg:	N/A	TOTAL VOLUME: 11,598
LM CT106	TOTAL WK TO DATE VOLUME:	71,983
Committed:	19,359	Delivered: 23,183

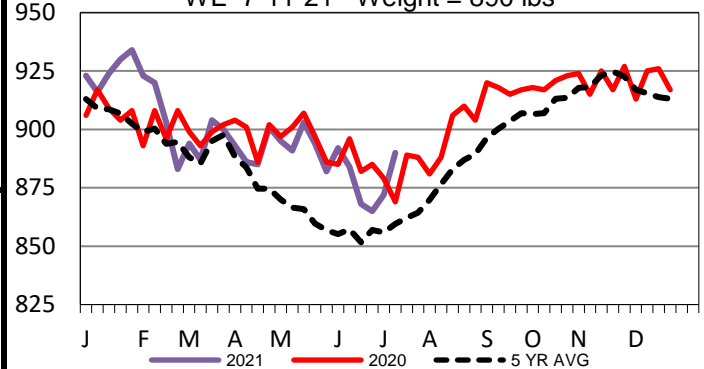
LM CT134	COLORADO	LM CT109
Neg. Cash Volume:	0	Dressed Formula Vol: 2,872
Live Steer Avg:	N/A	Steer/Heifer Avg: \$198.55
Live Heifer Avg:	N/A	Dressed Neg. Grid Vol: 160
Dressed Steer Avg:	N/A	Steer/Heifer Avg: \$197.24
Dressed Heifer Avg:	N/A	TOTAL VOLUME: 3,032
LM CT106	TOTAL WK TO DATE VOLUME:	17,763
Committed:	11,307	Delivered: 6,476

LM CT137	IA-MN	LM CT109
Neg. Cash Volume:	1,519	Dressed Formula Vol: 2,225
Live Steer Avg:	\$124.03	Steer/Heifer Avg: \$202.58
Live Heifer Avg:	\$124.00	Dressed Neg. Grid Vol: 1,043
Dressed Steer Avg:	\$198.97	Steer/Heifer Avg: \$200.28
Dressed Heifer Avg:	N/A	TOTAL VOLUME: 4,787
LM CT106	TOTAL WK TO DATE VOLUME:	33,446
Committed:	4,966	Delivered: 10,264

For Friday in Nebraska and Western Cornbelt negotiated cash trading was limited on light demand. Not enough purchases in these regions for a market trend. In the Southern Plains negotiated cash trading was at a standstill. Tuesday was the last market in the Southern Plains with live purchases at mostly 120.00. In Nebraska Wednesday was the last live purchase market at 123.00. In the Western Cornbelt Wednesday was the last live purchase market from 125.00-125.50. Last week in both Nebraska and Western Cornbelt dressed purchases traded from 196.00-202.00.

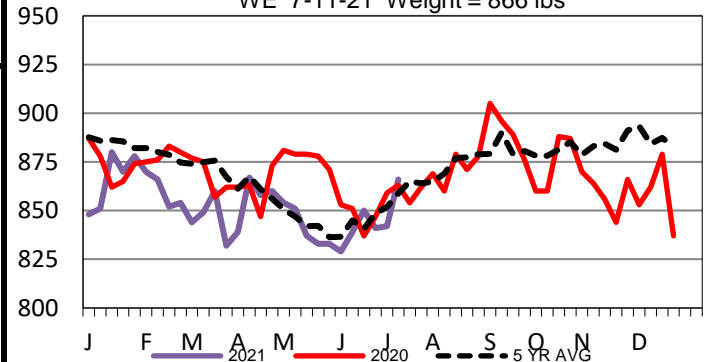
Nebraska Formula Carcass Weights

WE 7-11-21 Weight = 890 lbs



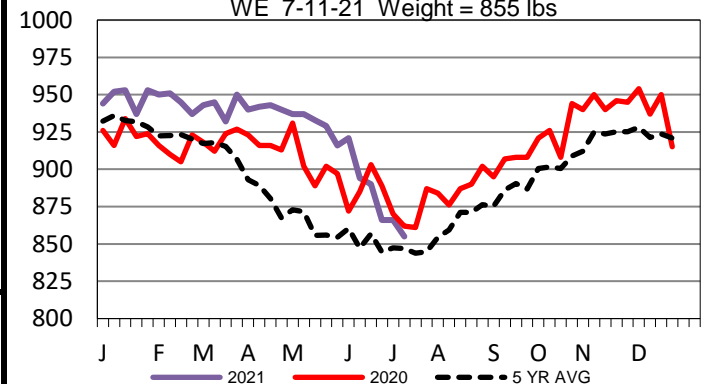
Colorado Formula Carcass Weights

WE 7-11-21 Weight = 866 lbs



Iowa-Minnesota Formula Carcass Weights

WE 7-11-21 Weight = 855 lbs



USDA Livestock, Poultry and Grain Market News

St. Joseph, Missouri

Phone: 816-676-7000

stjoe.lpgmn@ams.usda.gov