

Daily Direct Steer and Heifer Slaughter Cattle Summary

For Trade on:

Thursday, July 15, 2021

LM CT100	5-AREA	LM CT109
Neg. Cash Volume:	13,457	Dressed Formula Vol: 31,289
Live Steer Avg:	\$123.62	Steer/Heifer Avg: \$195.74
Live Heifer Avg:	\$123.62	Dressed Neg. Grid Vol: 3,441
Dressed Steer Avg:	\$196.33	Steer/Heifer Avg: \$198.87
Dressed Heifer Avg:	\$196.79	TOTAL VOLUME: 48,187
LM CT106	TOTAL WK TO DATE VOLUME:	238,836
Committed:	91,422	Delivered: 66,171

LM CT118	TX-OK-NM	LM CT109
Neg. Cash Volume:	0	Dressed Formula Vol: 10,586
Live Steer Avg:	N/A	Steer/Heifer Avg: \$190.83
Live Heifer Avg:	N/A	Dressed Neg. Grid Vol: 0
Dressed Steer Avg:	N/A	Steer/Heifer Avg: N/A
Dressed Heifer Avg:	N/A	TOTAL VOLUME: 10,586
LM CT106	TOTAL WK TO DATE VOLUME:	65,801
Committed:	15,132	Delivered: 15,743

LM CT121	KANSAS	LM CT109
Neg. Cash Volume:	911	Dressed Formula Vol: 11,301
Live Steer Avg:	\$119.60	Steer/Heifer Avg: \$194.45
Live Heifer Avg:	N/A	Dressed Neg. Grid Vol: 112
Dressed Steer Avg:	\$196.00	Steer/Heifer Avg: \$200.99
Dressed Heifer Avg:	\$196.00	TOTAL VOLUME: 12,324
LM CT106	TOTAL WK TO DATE VOLUME:	69,679
Committed:	17,804	Delivered: 18,751

LM CT124	NEBRASKA	LM CT109
Neg. Cash Volume:	6,269	Dressed Formula Vol: 4,309
Live Steer Avg:	\$123.30	Steer/Heifer Avg: \$201.47
Live Heifer Avg:	\$123.50	Dressed Neg. Grid Vol: 1,956
Dressed Steer Avg:	\$196.43	Steer/Heifer Avg: \$197.12
Dressed Heifer Avg:	\$196.00	TOTAL VOLUME: 12,534
LM CT106	TOTAL WK TO DATE VOLUME:	60,385
Committed:	18,557	Delivered: 18,113

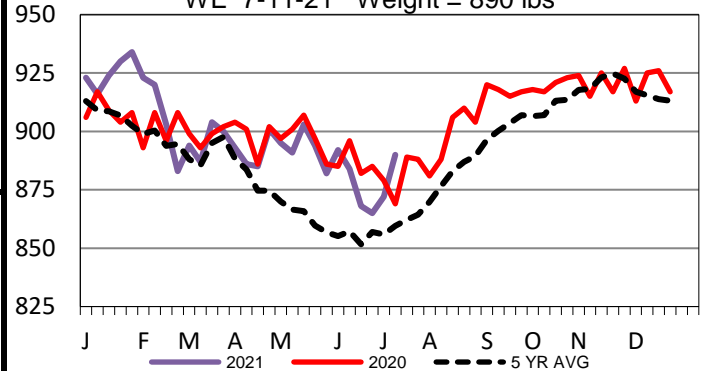
LM CT134	COLORADO	LM CT109
Neg. Cash Volume:	0	Dressed Formula Vol: 2,777
Live Steer Avg:	N/A	Steer/Heifer Avg: \$203.12
Live Heifer Avg:	N/A	Dressed Neg. Grid Vol: 0
Dressed Steer Avg:	N/A	Steer/Heifer Avg: N/A
Dressed Heifer Avg:	N/A	TOTAL VOLUME: 2,777
LM CT106	TOTAL WK TO DATE VOLUME:	14,731
Committed:	27,727	Delivered: 6,019

LM CT137	IA-MN	LM CT109
Neg. Cash Volume:	6,277	Dressed Formula Vol: 2,536
Live Steer Avg:	\$124.84	Steer/Heifer Avg: \$205.20
Live Heifer Avg:	\$124.31	Dressed Neg. Grid Vol: 1,518
Dressed Steer Avg:	\$196.28	Steer/Heifer Avg: \$202.00
Dressed Heifer Avg:	\$197.23	TOTAL VOLUME: 10,331
LM CT106	TOTAL WK TO DATE VOLUME:	28,659
Committed:	12,202	Delivered: 7,545

Thursday in Nebraska and Western Cornbelt cash trading was slow with light to moderate demand. In Kansas cash trading was mostly inactive with light demand. For Thursday in the Texas Panhandle cash trading was at a standstill. Tuesday was the last market in the Southern Plains with live at mostly 120.00. In Nebraska Wednesday was the last live market at 123.00. In the Western Cornbelt Wednesday was the last live market from 125.00-125.50. Last week in both Nebraska and Western Cornbelt dressed traded from 196.00-202.00.

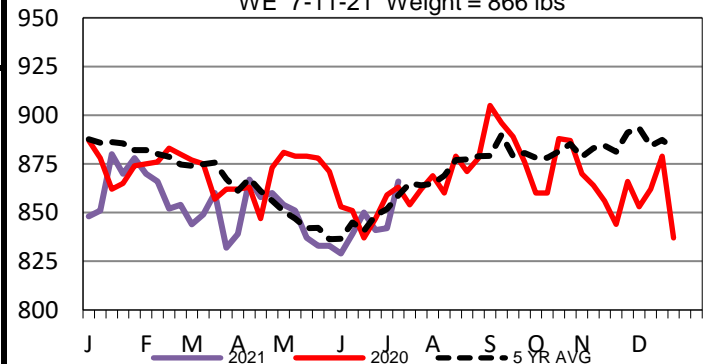
Nebraska Formula Carcass Weights

WE 7-11-21 Weight = 890 lbs



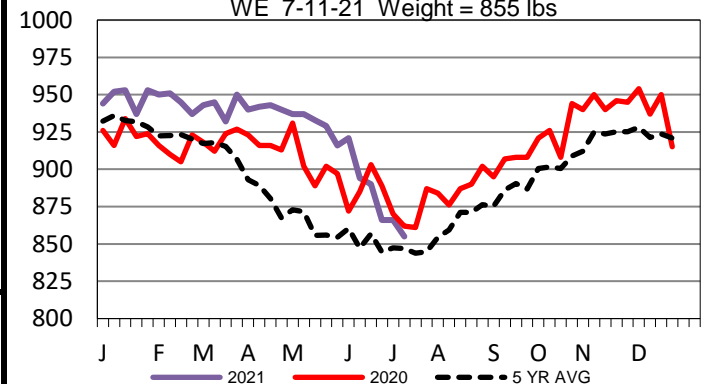
Colorado Formula Carcass Weights

WE 7-11-21 Weight = 866 lbs



Iowa-Minnesota Formula Carcass Weights

WE 7-11-21 Weight = 855 lbs



USDA Livestock, Poultry and Grain Market News

St. Joseph, Missouri

Phone: 816-676-7000

stjoe.lpgmn@ams.usda.gov