

Daily Direct Steer and Heifer Slaughter Cattle Summary

For Trade on:

Tuesday, July 13, 2021

LM CT100	5-AREA	LM CT109
Neg. Cash Volume:	21,045	Dressed Formula Vol: 39,351
Live Steer Avg:	\$121.00	Steer/Heifer Avg: \$201.43
Live Heifer Avg:	\$120.58	Dressed Neg. Grid Vol: 2,736
Dressed Steer Avg:	\$198.18	Steer/Heifer Avg: \$200.49
Dressed Heifer Avg:	\$197.00	TOTAL VOLUME: 63,132
LM CT106	TOTAL WK TO DATE VOLUME:	143,916
Committed:	82,885	Delivered: 71,319

LM CT118	TX-OK-NM	LM CT109
Neg. Cash Volume:	5,306	Dressed Formula Vol: 15,478
Live Steer Avg:	\$119.92	Steer/Heifer Avg: \$199.00
Live Heifer Avg:	\$119.80	Dressed Neg. Grid Vol: 0
Dressed Steer Avg:	N/A	Steer/Heifer Avg: N/A
Dressed Heifer Avg:	N/A	TOTAL VOLUME: 20,784
LM CT106	TOTAL WK TO DATE VOLUME:	45,140
Committed:	24,408	Delivered: 17,881

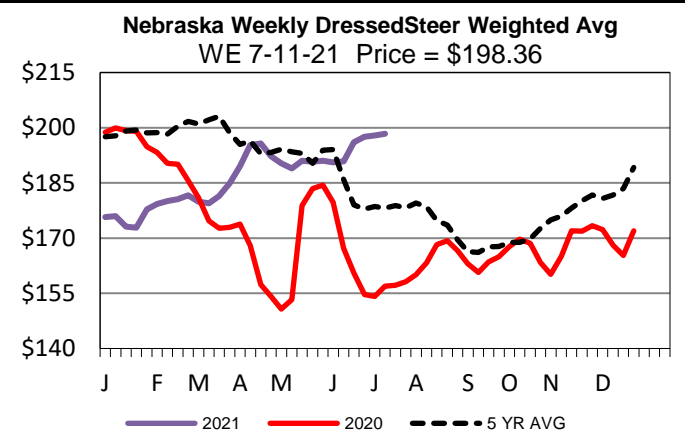
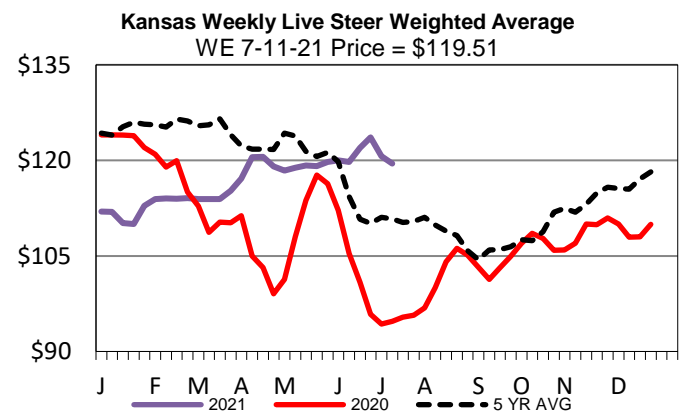
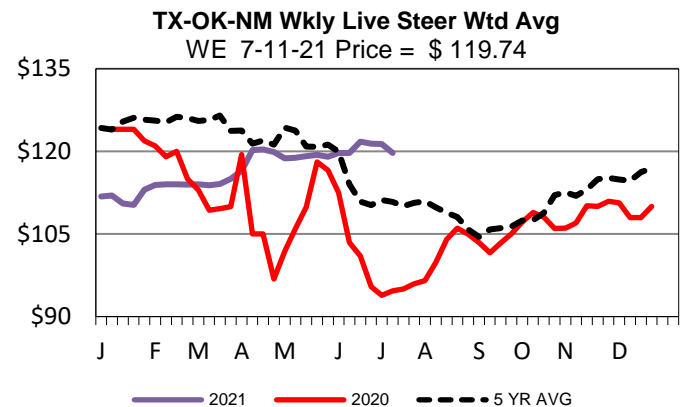
LM CT121	KANSAS	LM CT109
Neg. Cash Volume:	8,468	Dressed Formula Vol: 12,309
Live Steer Avg:	\$119.91	Steer/Heifer Avg: \$196.50
Live Heifer Avg:	\$119.87	Dressed Neg. Grid Vol: 552
Dressed Steer Avg:	\$191.00	Steer/Heifer Avg: \$201.86
Dressed Heifer Avg:	N/A	TOTAL VOLUME: 21,329
LM CT106	TOTAL WK TO DATE VOLUME:	50,316
Committed:	28,494	Delivered: 22,078

LM CT124	NEBRASKA	LM CT109
Neg. Cash Volume:	4,977	Dressed Formula Vol: 6,868
Live Steer Avg:	\$124.82	Steer/Heifer Avg: \$209.65
Live Heifer Avg:	\$125.00	Dressed Neg. Grid Vol: 1,019
Dressed Steer Avg:	\$197.72	Steer/Heifer Avg: \$202.57
Dressed Heifer Avg:	N/A	TOTAL VOLUME: 12,864
LM CT106	TOTAL WK TO DATE VOLUME:	31,693
Committed:	19,629	Delivered: 15,650

LM CT134	COLORADO	LM CT109
Neg. Cash Volume:	0	Dressed Formula Vol: 3,512
Live Steer Avg:	N/A	Steer/Heifer Avg: \$212.73
Live Heifer Avg:	N/A	Dressed Neg. Grid Vol: 427
Dressed Steer Avg:	N/A	Steer/Heifer Avg: \$200.63
Dressed Heifer Avg:	N/A	TOTAL VOLUME: 3,939
LM CT106	TOTAL WK TO DATE VOLUME:	7,893
Committed:	3,235	Delivered: 7,287

LM CT137	IA-MN	LM CT109
Neg. Cash Volume:	2,294	Dressed Formula Vol: 1,184
Live Steer Avg:	\$124.78	Steer/Heifer Avg: \$203.24
Live Heifer Avg:	\$124.36	Dressed Neg. Grid Vol: 798
Dressed Steer Avg:	\$200.40	Steer/Heifer Avg: \$197.35
Dressed Heifer Avg:	\$197.00	TOTAL VOLUME: 4,276
LM CT106	TOTAL WK TO DATE VOLUME:	9,161
Committed:	7,119	Delivered: 8,423

Tuesday in the Southern Plains cash trading was slow with moderate demand. In Texas, compared to last week, live traded steady mostly at 120.00. In Kansas, compared to the prior week, live traded steady to 1.00 higher mostly at 120.00. For Tuesday in Nebraska and Western Cornbelt cash trading was limited on light demand. In Nebraska on Monday live purchases traded at 125.00. Last week dressed purchases traded from 196.00-202.00. In the Western Cornbelt last week live and dressed purchases traded from 124.00-126.00 and from 196.00-202.00, respectively.



USDA Livestock, Poultry and Grain Market News

St. Joseph, Missouri

Phone: 816-676-7000

stjoe.lpgmn@ams.usda.gov