

Daily Direct Steer and Heifer Slaughter Cattle Summary

For Trade on:

Monday, July 12, 2021

LM CT100	5-AREA	LM CT109
Neg. Cash Volume:	7,765	Dressed Formula Vol: 67,079
Live Steer Avg:	\$124.69	Steer/Heifer Avg: \$196.70
Live Heifer Avg:	\$124.77	Dressed Neg. Grid Vol: 5,940
Dressed Steer Avg:	\$201.42	Steer/Heifer Avg: \$197.92
Dressed Heifer Avg:	\$202.00	TOTAL VOLUME: 80,784
LM CT106	TOTAL WK TO DATE VOLUME:	80,784
Committed:	78,139	Delivered: 70,578

LM CT118	TX-OK-NM	LM CT109
Neg. Cash Volume:	0	Dressed Formula Vol: 23,995
Live Steer Avg:	N/A	Steer/Heifer Avg: \$193.13
Live Heifer Avg:	N/A	Dressed Neg. Grid Vol: 361
Dressed Steer Avg:	N/A	Steer/Heifer Avg: \$191.09
Dressed Heifer Avg:	N/A	TOTAL VOLUME: 24,356
LM CT106	TOTAL WK TO DATE VOLUME:	24,356
Committed:	36,428	Delivered: 19,374

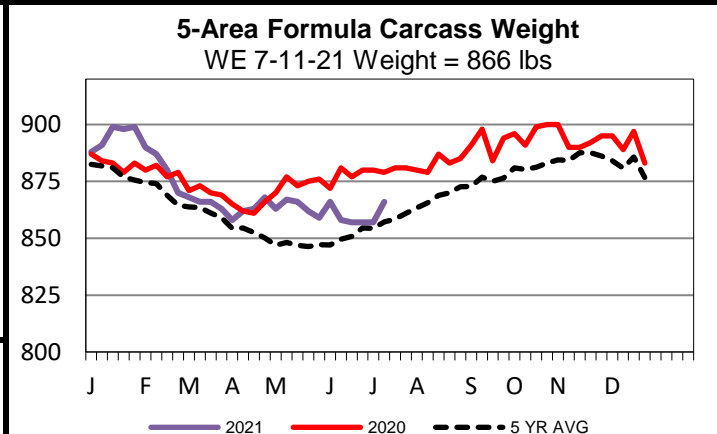
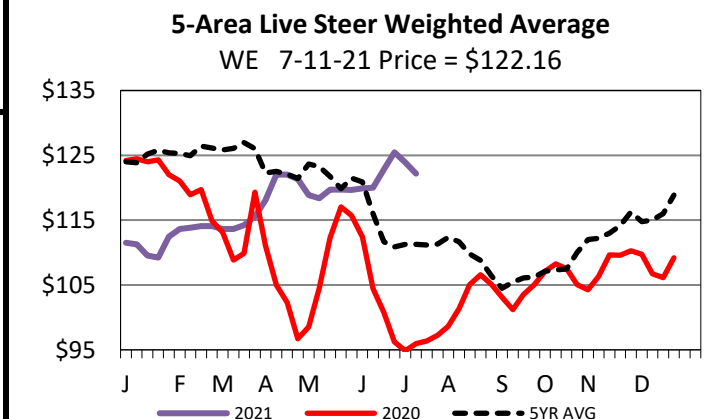
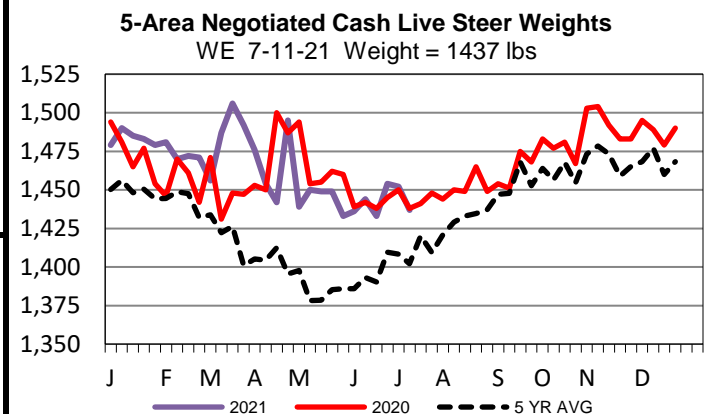
LM CT121	KANSAS	LM CT109
Neg. Cash Volume:	258	Dressed Formula Vol: 27,284
Live Steer Avg:	\$119.00	Steer/Heifer Avg: \$196.13
Live Heifer Avg:	\$119.00	Dressed Neg. Grid Vol: 1,445
Dressed Steer Avg:	N/A	Steer/Heifer Avg: \$192.24
Dressed Heifer Avg:	N/A	TOTAL VOLUME: 28,987
LM CT106	TOTAL WK TO DATE VOLUME:	28,987
Committed:	17,580	Delivered: 17,617

LM CT124	NEBRASKA	LM CT109
Neg. Cash Volume:	6,000	Dressed Formula Vol: 10,300
Live Steer Avg:	\$125.00	Steer/Heifer Avg: \$203.44
Live Heifer Avg:	\$125.00	Dressed Neg. Grid Vol: 2,529
Dressed Steer Avg:	\$201.67	Steer/Heifer Avg: \$201.61
Dressed Heifer Avg:	\$202.00	TOTAL VOLUME: 18,829
LM CT106	TOTAL WK TO DATE VOLUME:	18,829
Committed:	16,541	Delivered: 17,722

LM CT134	COLORADO	LM CT109
Neg. Cash Volume:	0	Dressed Formula Vol: 3,582
Live Steer Avg:	N/A	Steer/Heifer Avg: \$202.66
Live Heifer Avg:	N/A	Dressed Neg. Grid Vol: 372
Dressed Steer Avg:	N/A	Steer/Heifer Avg: \$202.62
Dressed Heifer Avg:	N/A	TOTAL VOLUME: 3,954
LM CT106	TOTAL WK TO DATE VOLUME:	3,954
Committed:	189	Delivered: 6,814

LM CT137	IA-MN	LM CT109
Neg. Cash Volume:	1,507	Dressed Formula Vol: 2,075
Live Steer Avg:	\$125.00	Steer/Heifer Avg: \$202.21
Live Heifer Avg:	\$125.00	Dressed Neg. Grid Vol: 1,303
Dressed Steer Avg:	\$198.07	Steer/Heifer Avg: \$198.26
Dressed Heifer Avg:	N/A	TOTAL VOLUME: 4,885
LM CT106	TOTAL WK TO DATE VOLUME:	4,885
Committed:	7,401	Delivered: 9,051

Monday in Nebraska cash trading was slow on light demand. Compared to last week live traded steady to 2.00 higher at 125.00. Last week dressed traded from 196.00-202.00. Cash trading in the Western Cornbelt was limited on light demand. In Kansas cash trading was mostly inactive on very light demand. In the Texas Panhandle cash trading was at a standstill. Last week in the Texas Panhandle live traded at 120.00. In Kansas last week, live traded from 119.00-120.00. In the Western Cornbelt last week, live and dressed traded from 124.00-126.00 and from 196.00-202.00.



USDA Livestock, Poultry and Grain Market News

St. Joseph, Missouri

Phone: 816-676-7000

stjoe.lpgmn@ams.usda.gov