

Daily Direct Steer and Heifer Slaughter Cattle Summary

For Trade on:

Friday, July 09, 2021

LM CT100	5-AREA	LM CT109
Neg. Cash Volume:	4,300	Dressed Formula Vol: 50,800
Live Steer Avg:	\$124.58	Steer/Heifer Avg: \$198.02
Live Heifer Avg:	\$123.33	Dressed Neg. Grid Vol: 2,560
Dressed Steer Avg:	\$196.97	Steer/Heifer Avg: \$201.29
Dressed Heifer Avg:	\$199.00	TOTAL VOLUME: 57,660
LM CT106	TOTAL WK TO DATE VOLUME:	259,410
Committed:	32,285	Delivered: 123,873

LM CT118	TX-OK-NM	LM CT109
Neg. Cash Volume:	0	Dressed Formula Vol: 13,174
Live Steer Avg:	N/A	Steer/Heifer Avg: \$193.43
Live Heifer Avg:	N/A	Dressed Neg. Grid Vol: 0
Dressed Steer Avg:	N/A	Steer/Heifer Avg: N/A
Dressed Heifer Avg:	N/A	TOTAL VOLUME: 13,174
LM CT106	TOTAL WK TO DATE VOLUME:	61,694
Committed:	10,728	Delivered: 34,833

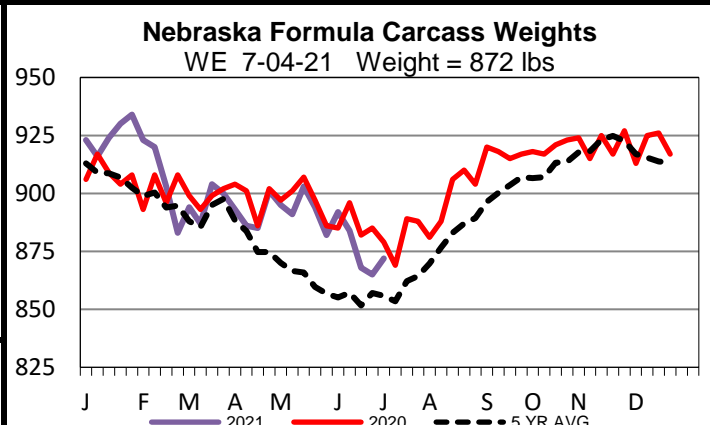
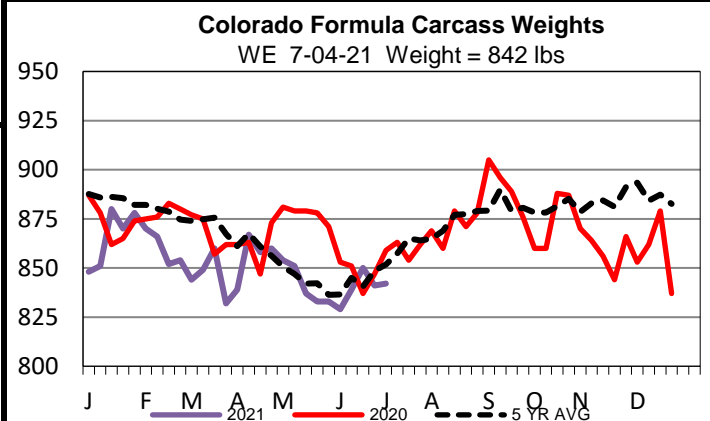
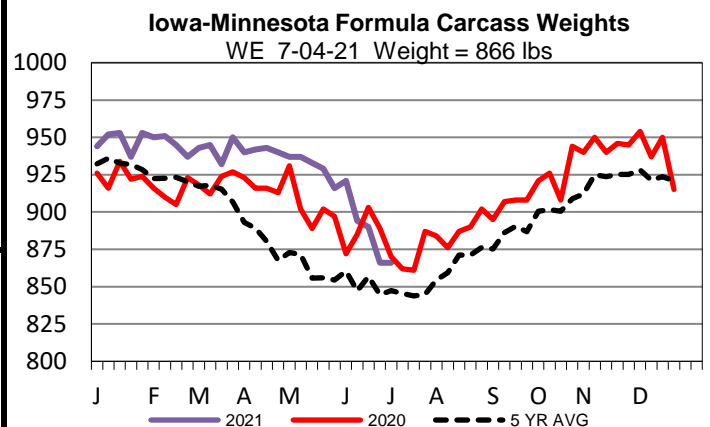
LM CT121	KANSAS	LM CT109
Neg. Cash Volume:	527	Dressed Formula Vol: 19,698
Live Steer Avg:	\$118.97	Steer/Heifer Avg: \$194.88
Live Heifer Avg:	\$120.00	Dressed Neg. Grid Vol: 85
Dressed Steer Avg:	N/A	Steer/Heifer Avg: \$201.80
Dressed Heifer Avg:	N/A	TOTAL VOLUME: 20,310
LM CT106	TOTAL WK TO DATE VOLUME:	83,627
Committed:	1,899	Delivered: 34,185

LM CT124	NEBRASKA	LM CT109
Neg. Cash Volume:	1,079	Dressed Formula Vol: 6,550
Live Steer Avg:	N/A	Steer/Heifer Avg: \$203.72
Live Heifer Avg:	N/A	Dressed Neg. Grid Vol: 1,629
Dressed Steer Avg:	\$197.53	Steer/Heifer Avg: \$201.92
Dressed Heifer Avg:	\$199.00	TOTAL VOLUME: 9,258
LM CT106	TOTAL WK TO DATE VOLUME:	59,652
Committed:	9,947	Delivered: 30,900

LM CT134	COLORADO	LM CT109
Neg. Cash Volume:	0	Dressed Formula Vol: 8,648
Live Steer Avg:	N/A	Steer/Heifer Avg: \$206.40
Live Heifer Avg:	N/A	Dressed Neg. Grid Vol: 225
Dressed Steer Avg:	N/A	Steer/Heifer Avg: \$197.45
Dressed Heifer Avg:	N/A	TOTAL VOLUME: 8,873
LM CT106	TOTAL WK TO DATE VOLUME:	18,921
Committed:	1,253	Delivered: 9,404

LM CT137	IA-MN	LM CT109
Neg. Cash Volume:	2,694	Dressed Formula Vol: 3,181
Live Steer Avg:	\$125.86	Steer/Heifer Avg: \$203.25
Live Heifer Avg:	\$125.03	Dressed Neg. Grid Vol: 725
Dressed Steer Avg:	\$196.52	Steer/Heifer Avg: \$201.18
Dressed Heifer Avg:	N/A	TOTAL VOLUME: 6,600
LM CT106	TOTAL WK TO DATE VOLUME:	36,819
Committed:	8,458	Delivered: 14,551

Friday in Kansas, Nebraska and Western Cornbelt cash trading was limited on light demand. In the Texas Panhandle cash trading was at a standstill. Wednesday in the Texas Panhandle live purchases traded at 120.00. Wednesday in Kansas live purchases traded from 119.00-120.00. Wednesday in Nebraska live and dressed purchases trading from 123.00-125.00 and from 198.00-202.00, respectively. Thursday in the Western Cornbelt live purchases traded from 124.00-126.00 and Wednesday was the last dressed purchase market from 196.00-202.00.



USDA Livestock, Poultry and Grain Market News

St. Joseph, Missouri

Phone: 816-676-7000

stjoe.lpgmn@ams.usda.gov