

## Daily Direct Steer and Heifer Slaughter Cattle Summary

For Trade on:

Thursday, July 08, 2021

<a href="#">LM CT100</a>	<b>5-AREA</b>	<a href="#">LM CT109</a>
<b>Neg. Cash Volume:</b>	19,319	<b>Dressed Formula Vol:</b> 28,812
Live Steer Avg:	\$123.67	Steer/Heifer Avg: \$199.66
Live Heifer Avg:	\$122.31	<b>Dressed Neg. Grid Vol:</b> 1,496
Dressed Steer Avg:	\$197.10	Steer/Heifer Avg: \$199.11
Dressed Heifer Avg:	\$197.75	<b>TOTAL VOLUME:</b> 49,627
<a href="#">LM CT106</a>	<b>TOTAL WK TO DATE VOLUME:</b>	<b>201,750</b>
<b>Committed:</b>	<b>114,333</b>	<b>Delivered:</b> 68,472

<a href="#">LM CT118</a>	<b>TX-OK-NM</b>	<a href="#">LM CT109</a>
<b>Neg. Cash Volume:</b>	193	<b>Dressed Formula Vol:</b> 8,057
Live Steer Avg:	N/A	Steer/Heifer Avg: \$198.73
Live Heifer Avg:	\$120.00	<b>Dressed Neg. Grid Vol:</b> 0
Dressed Steer Avg:	N/A	Steer/Heifer Avg: N/A
Dressed Heifer Avg:	N/A	<b>TOTAL VOLUME:</b> 8,250
<a href="#">LM CT106</a>	<b>TOTAL WK TO DATE VOLUME:</b>	<b>48,520</b>
<b>Committed:</b>	<b>28,454</b>	<b>Delivered:</b> 17,837

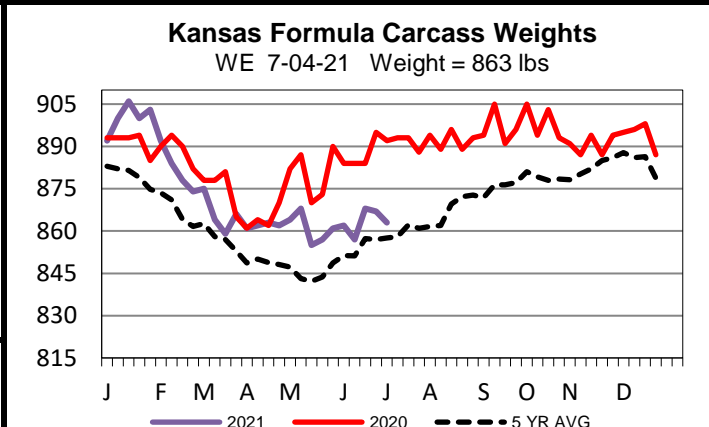
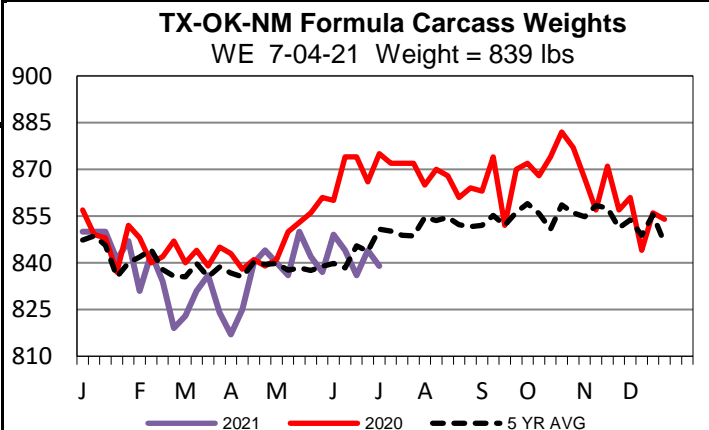
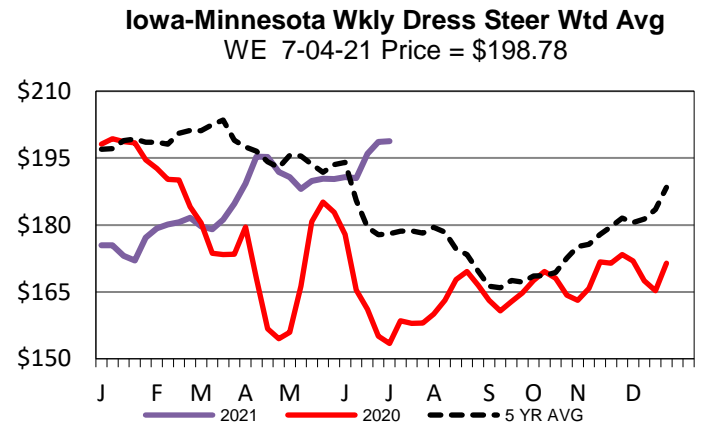
<a href="#">LM CT121</a>	<b>KANSAS</b>	<a href="#">LM CT109</a>
<b>Neg. Cash Volume:</b>	2,847	<b>Dressed Formula Vol:</b> 11,254
Live Steer Avg:	\$118.89	Steer/Heifer Avg: \$198.02
Live Heifer Avg:	\$119.12	<b>Dressed Neg. Grid Vol:</b> 139
Dressed Steer Avg:	\$196.00	Steer/Heifer Avg: \$202.96
Dressed Heifer Avg:	N/A	<b>TOTAL VOLUME:</b> 14,240
<a href="#">LM CT106</a>	<b>TOTAL WK TO DATE VOLUME:</b>	<b>63,317</b>
<b>Committed:</b>	<b>42,321</b>	<b>Delivered:</b> 18,797

<a href="#">LM CT124</a>	<b>NEBRASKA</b>	<a href="#">LM CT109</a>
<b>Neg. Cash Volume:</b>	5,550	<b>Dressed Formula Vol:</b> 7,518
Live Steer Avg:	\$124.02	Steer/Heifer Avg: \$202.93
Live Heifer Avg:	N/A	<b>Dressed Neg. Grid Vol:</b> 711
Dressed Steer Avg:	\$196.91	Steer/Heifer Avg: \$196.94
Dressed Heifer Avg:	\$197.77	<b>TOTAL VOLUME:</b> 13,779
<a href="#">LM CT106</a>	<b>TOTAL WK TO DATE VOLUME:</b>	<b>50,394</b>
<b>Committed:</b>	<b>28,373</b>	<b>Delivered:</b> 19,302

<a href="#">LM CT134</a>	<b>COLORADO</b>	<a href="#">LM CT109</a>
<b>Neg. Cash Volume:</b>	0	<b>Dressed Formula Vol:</b> 339
Live Steer Avg:	N/A	Steer/Heifer Avg: \$205.38
Live Heifer Avg:	N/A	<b>Dressed Neg. Grid Vol:</b> 0
Dressed Steer Avg:	N/A	Steer/Heifer Avg: N/A
Dressed Heifer Avg:	N/A	<b>TOTAL VOLUME:</b> 339
<a href="#">LM CT106</a>	<b>TOTAL WK TO DATE VOLUME:</b>	<b>10,048</b>
<b>Committed:</b>	<b>2,379</b>	<b>Delivered:</b> 4,891

<a href="#">LM CT137</a>	<b>IA-MN</b>	<a href="#">LM CT109</a>
<b>Neg. Cash Volume:</b>	10,729	<b>Dressed Formula Vol:</b> 1,917
Live Steer Avg:	\$125.31	Steer/Heifer Avg: \$200.58
Live Heifer Avg:	\$124.88	<b>Dressed Neg. Grid Vol:</b> 659
Dressed Steer Avg:	\$197.32	Steer/Heifer Avg: \$200.57
Dressed Heifer Avg:	\$197.71	<b>TOTAL VOLUME:</b> 13,305
<a href="#">LM CT106</a>	<b>TOTAL WK TO DATE VOLUME:</b>	<b>30,219</b>
<b>Committed:</b>	<b>12,806</b>	<b>Delivered:</b> 7,645

Thursday in the Texas Panhandle cash trading was mostly inactive on very light demand. In Kansas and Nebraska cash trading was limited on moderate demand. In the Texas Panhandle live traded at 120.00. In Kansas live traded from 119.00-120.00. In Nebraska live and dressed traded from 123.00-125.00 and from 198.00-202.00. Thursday in the Western Cornbelt cash trading was moderate on good demand. Compared to Wednesday live traded steady to 1.00 higher from 124.00-126.00. Wednesday was the last dressed traded from 196.00-202.00.



## USDA Livestock, Poultry and Grain Market News

St. Joseph, Missouri

Phone: 816-676-7000

[stjoe.lpgmn@ams.usda.gov](mailto:stjoe.lpgmn@ams.usda.gov)