

Daily Direct Steer and Heifer Slaughter Cattle Summary

For Trade on:

Wednesday, July 07, 2021

LM CT100	5-AREA	LM CT109
Neg. Cash Volume:	45,072	Dressed Formula Vol: 33,201
Live Steer Avg:	\$121.00	Steer/Heifer Avg: \$204.83
Live Heifer Avg:	\$120.16	Dressed Neg. Grid Vol: 4,396
Dressed Steer Avg:	\$199.01	Steer/Heifer Avg: \$202.84
Dressed Heifer Avg:	\$198.60	TOTAL VOLUME: 82,669
LM CT106	TOTAL WK TO DATE VOLUME:	152,123
Committed:	116,977	Delivered: 69,518

LM CT118	TX-OK-NM	LM CT109
Neg. Cash Volume:	7,287	Dressed Formula Vol: 11,917
Live Steer Avg:	\$119.74	Steer/Heifer Avg: \$199.83
Live Heifer Avg:	\$120.00	Dressed Neg. Grid Vol: 152
Dressed Steer Avg:	N/A	Steer/Heifer Avg: \$206.11
Dressed Heifer Avg:	N/A	TOTAL VOLUME: 19,356
LM CT106	TOTAL WK TO DATE VOLUME:	40,270
Committed:	24,169	Delivered: 18,897

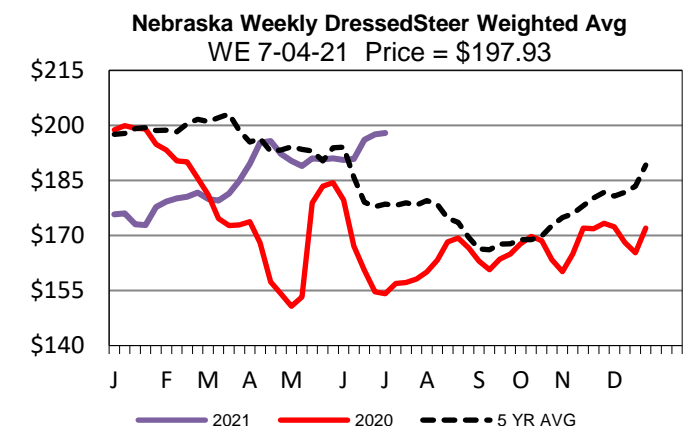
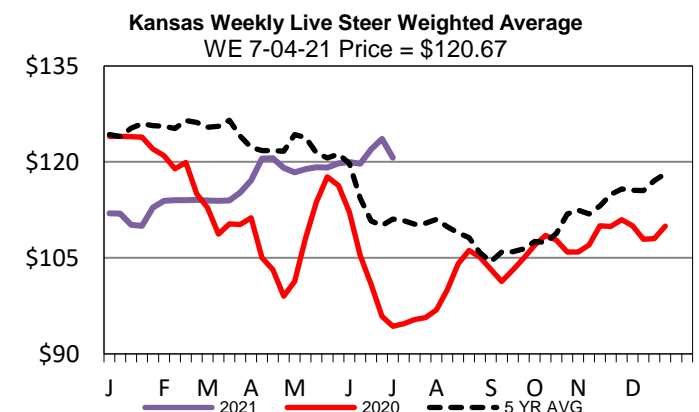
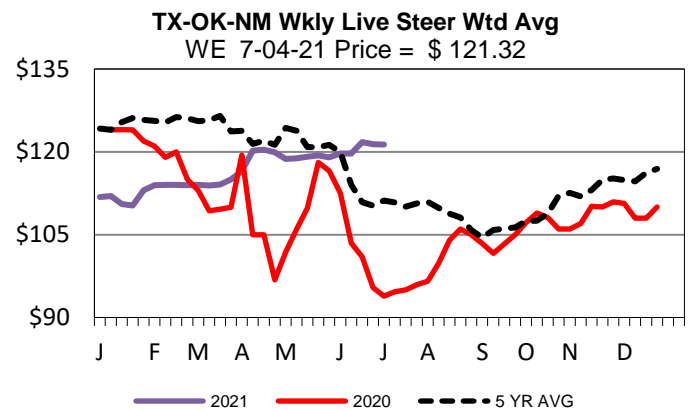
LM CT121	KANSAS	LM CT109
Neg. Cash Volume:	15,673	Dressed Formula Vol: 8,146
Live Steer Avg:	\$119.67	Steer/Heifer Avg: \$201.37
Live Heifer Avg:	\$119.50	Dressed Neg. Grid Vol: 0
Dressed Steer Avg:	\$191.00	Steer/Heifer Avg: N/A
Dressed Heifer Avg:	N/A	TOTAL VOLUME: 23,819
LM CT106	TOTAL WK TO DATE VOLUME:	49,077
Committed:	34,417	Delivered: 18,351

LM CT124	NEBRASKA	LM CT109
Neg. Cash Volume:	11,877	Dressed Formula Vol: 6,923
Live Steer Avg:	\$124.00	Steer/Heifer Avg: \$212.50
Live Heifer Avg:	\$123.67	Dressed Neg. Grid Vol: 2,106
Dressed Steer Avg:	\$198.92	Steer/Heifer Avg: \$202.91
Dressed Heifer Avg:	\$199.18	TOTAL VOLUME: 20,906
LM CT106	TOTAL WK TO DATE VOLUME:	36,615
Committed:	27,252	Delivered: 17,382

LM CT134	COLORADO	LM CT109
Neg. Cash Volume:	0	Dressed Formula Vol: 4,781
Live Steer Avg:	N/A	Steer/Heifer Avg: \$210.89
Live Heifer Avg:	N/A	Dressed Neg. Grid Vol: 841
Dressed Steer Avg:	N/A	Steer/Heifer Avg: \$205.93
Dressed Heifer Avg:	N/A	TOTAL VOLUME: 5,622
LM CT106	TOTAL WK TO DATE VOLUME:	9,709
Committed:	11,911	Delivered: 6,717

LM CT137	IA-MN	LM CT109
Neg. Cash Volume:	10,235	Dressed Formula Vol: 1,554
Live Steer Avg:	\$124.67	Steer/Heifer Avg: \$208.86
Live Heifer Avg:	\$124.39	Dressed Neg. Grid Vol: 1,336
Dressed Steer Avg:	\$199.20	Steer/Heifer Avg: \$200.65
Dressed Heifer Avg:	\$197.20	TOTAL VOLUME: 13,125
LM CT106	TOTAL WK TO DATE VOLUME:	16,914
Committed:	19,228	Delivered: 8,171

Wednesday in the Southern Plains cash trading and demand were moderate. In the Texas Panhandle live traded steady to 2.00 lower at 120.00. In Kansas live traded 1.00-2.00 lower from 119.00-120.00, with a few up to 122.00. For Wednesday in Nebraska and Western Cornbelt cash trading was slow to moderate with moderate demand. In Nebraska live traded 1.50-2.00 lower from 123.00-125.00 and dressed traded steady to 4.00 higher from 198.00-202.00. In the Western Cornbelt live and dressed traded steady to 1.00 lower from 124.00-125.00 and from 196.00-202.00.



USDA Livestock, Poultry and Grain Market News

St. Joseph, Missouri

Phone: 816-676-7000

stjoe.lpgmn@ams.usda.gov