

Daily Direct Steer and Heifer Slaughter Cattle Summary

For Trade on:

Wednesday, June 30, 2021

LM CT100	5-AREA	LM CT109
Neg. Cash Volume:	50,195	Dressed Formula Vol: 24,595
Live Steer Avg:	\$123.79	Steer/Heifer Avg: \$200.19
Live Heifer Avg:	\$123.00	Dressed Neg. Grid Vol: 1,489
Dressed Steer Avg:	\$197.80	Steer/Heifer Avg: \$200.16
Dressed Heifer Avg:	\$197.98	TOTAL VOLUME: 76,279
LM CT106	TOTAL WK TO DATE VOLUME:	193,795
Committed:	150,951	Delivered: 72,379

LM CT118	TX-OK-NM	LM CT109
Neg. Cash Volume:	1,729	Dressed Formula Vol: 7,638
Live Steer Avg:	\$120.77	Steer/Heifer Avg: \$198.85
Live Heifer Avg:	\$121.66	Dressed Neg. Grid Vol: 0
Dressed Steer Avg:	N/A	Steer/Heifer Avg: N/A
Dressed Heifer Avg:	N/A	TOTAL VOLUME: 9,367
LM CT106	TOTAL WK TO DATE VOLUME:	45,965
Committed:	38,934	Delivered: 19,262

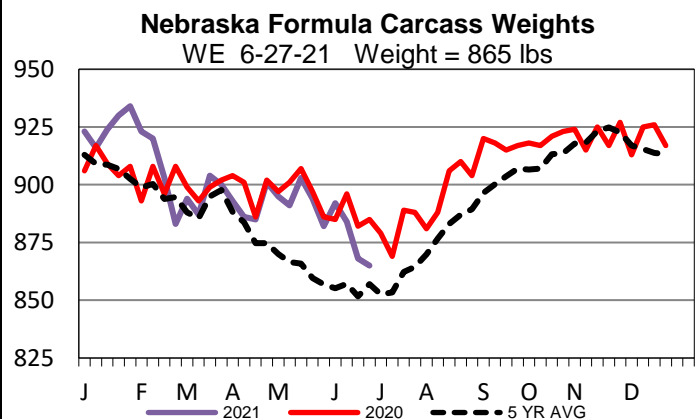
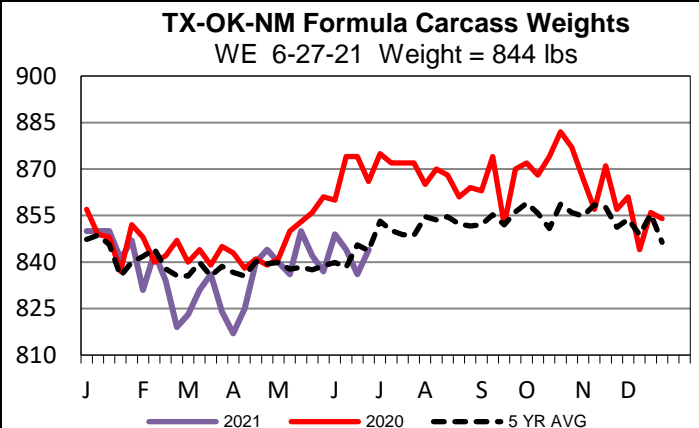
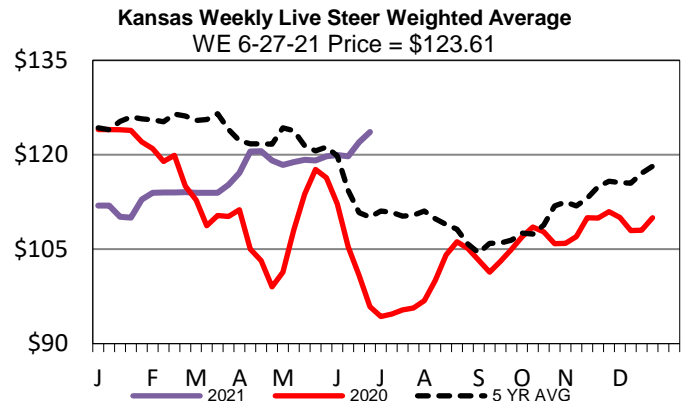
LM CT121	KANSAS	LM CT109
Neg. Cash Volume:	10,034	Dressed Formula Vol: 7,250
Live Steer Avg:	\$120.50	Steer/Heifer Avg: \$199.72
Live Heifer Avg:	\$120.53	Dressed Neg. Grid Vol: 257
Dressed Steer Avg:	N/A	Steer/Heifer Avg: \$197.36
Dressed Heifer Avg:	N/A	TOTAL VOLUME: 17,541
LM CT106	TOTAL WK TO DATE VOLUME:	58,209
Committed:	35,034	Delivered: 16,976

LM CT124	NEBRASKA	LM CT109
Neg. Cash Volume:	17,263	Dressed Formula Vol: 8,196
Live Steer Avg:	\$125.16	Steer/Heifer Avg: \$201.57
Live Heifer Avg:	\$124.48	Dressed Neg. Grid Vol: 481
Dressed Steer Avg:	\$197.95	Steer/Heifer Avg: \$201.16
Dressed Heifer Avg:	\$198.00	TOTAL VOLUME: 25,940
LM CT106	TOTAL WK TO DATE VOLUME:	50,813
Committed:	44,588	Delivered: 22,091

LM CT134	COLORADO	LM CT109
Neg. Cash Volume:	0	Dressed Formula Vol: 266
Live Steer Avg:	N/A	Steer/Heifer Avg: \$201.00
Live Heifer Avg:	N/A	Dressed Neg. Grid Vol: 454
Dressed Steer Avg:	N/A	Steer/Heifer Avg: \$202.72
Dressed Heifer Avg:	N/A	TOTAL VOLUME: 720
LM CT106	TOTAL WK TO DATE VOLUME:	8,394
Committed:	7,225	Delivered: 6,952

LM CT137	IA-MN	LM CT109
Neg. Cash Volume:	21,169	Dressed Formula Vol: 1,245
Live Steer Avg:	\$125.23	Steer/Heifer Avg: \$201.95
Live Heifer Avg:	\$125.31	Dressed Neg. Grid Vol: 371
Dressed Steer Avg:	\$197.45	Steer/Heifer Avg: \$197.87
Dressed Heifer Avg:	\$197.97	TOTAL VOLUME: 22,785
LM CT106	TOTAL WK TO DATE VOLUME:	30,976
Committed:	25,170	Delivered: 7,098

Wednesday cash trading in Kansas was light to moderate on moderate demand. Live traded steady to 2.00 lower from 120.00-122.00. Cash trading and demand in Nebraska was light to moderate. Live traded 0.50 to 1.50 lower from 125.00-126.00, and dressed traded 1.00 higher at 198.00. In the Western Cornbelt, cash trading and demand were light to moderate. Live traded steady to 1.00 lower from 124.00-126.00 and dressed steady to 1.00 higher from 197.00-198.00. Cash trading in Texas was limited on light demand. On Tuesday in Texas live traded from 121.25-122.00.



USDA Livestock, Poultry and Grain Market News

St. Joseph, Missouri

Phone: 816-676-7000

stjoe.lpgmn@ams.usda.gov