

## Daily Direct Steer and Heifer Slaughter Cattle Summary

For Trade on:

Thursday, June 24, 2021

<a href="#">LM CT100</a>	<b>5-AREA</b>	<a href="#">LM CT109</a>
<b>Neg. Cash Volume:</b>	10,598	<b>Dressed Formula Vol:</b> 36,629
Live Steer Avg:	\$125.48	Steer/Heifer Avg: \$199.28
Live Heifer Avg:	\$124.47	<b>Dressed Neg. Grid Vol:</b> 2,822
Dressed Steer Avg:	\$198.67	Steer/Heifer Avg: \$195.56
Dressed Heifer Avg:	\$198.27	<b>TOTAL VOLUME:</b> 50,049
<a href="#">LM CT106</a>	<b>TOTAL WK TO DATE VOLUME:</b>	<b>211,095</b>
<b>Committed:</b>	<b>80,891</b>	<b>Delivered:</b> 64,945

<a href="#">LM CT118</a>	<b>TX-OK-NM</b>	<a href="#">LM CT109</a>
<b>Neg. Cash Volume:</b>	44	<b>Dressed Formula Vol:</b> 14,972
Live Steer Avg:	\$122.00	Steer/Heifer Avg: \$195.72
Live Heifer Avg:	N/A	<b>Dressed Neg. Grid Vol:</b> 152
Dressed Steer Avg:	N/A	Steer/Heifer Avg: \$191.50
Dressed Heifer Avg:	N/A	<b>TOTAL VOLUME:</b> 15,168
<a href="#">LM CT106</a>	<b>TOTAL WK TO DATE VOLUME:</b>	<b>58,146</b>
<b>Committed:</b>	<b>21,250</b>	<b>Delivered:</b> 18,967

<a href="#">LM CT121</a>	<b>KANSAS</b>	<a href="#">LM CT109</a>
<b>Neg. Cash Volume:</b>	676	<b>Dressed Formula Vol:</b> 9,942
Live Steer Avg:	\$122.00	Steer/Heifer Avg: \$198.26
Live Heifer Avg:	\$122.00	<b>Dressed Neg. Grid Vol:</b> 139
Dressed Steer Avg:	N/A	Steer/Heifer Avg: \$195.67
Dressed Heifer Avg:	N/A	<b>TOTAL VOLUME:</b> 10,757
<a href="#">LM CT106</a>	<b>TOTAL WK TO DATE VOLUME:</b>	<b>56,948</b>
<b>Committed:</b>	<b>21,697</b>	<b>Delivered:</b> 16,116

<a href="#">LM CT124</a>	<b>NEBRASKA</b>	<a href="#">LM CT109</a>
<b>Neg. Cash Volume:</b>	5,378	<b>Dressed Formula Vol:</b> 6,734
Live Steer Avg:	\$125.48	Steer/Heifer Avg: \$204.27
Live Heifer Avg:	\$125.33	<b>Dressed Neg. Grid Vol:</b> 1,970
Dressed Steer Avg:	\$198.42	Steer/Heifer Avg: \$195.14
Dressed Heifer Avg:	N/A	<b>TOTAL VOLUME:</b> 14,082
<a href="#">LM CT106</a>	<b>TOTAL WK TO DATE VOLUME:</b>	<b>57,930</b>
<b>Committed:</b>	<b>29,244</b>	<b>Delivered:</b> 17,125

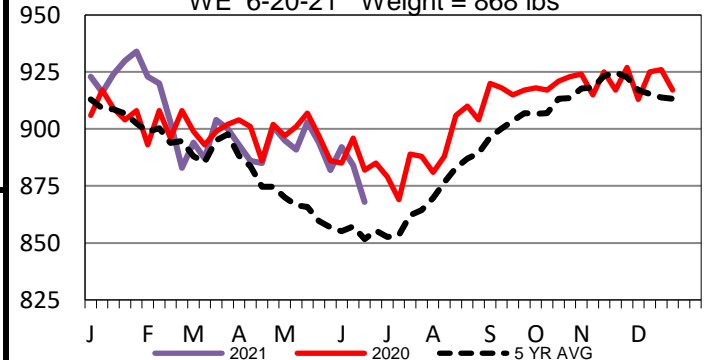
<a href="#">LM CT134</a>	<b>COLORADO</b>	<a href="#">LM CT109</a>
<b>Neg. Cash Volume:</b>	0	<b>Dressed Formula Vol:</b> 3,589
Live Steer Avg:	N/A	Steer/Heifer Avg: \$207.51
Live Heifer Avg:	N/A	<b>Dressed Neg. Grid Vol:</b> 220
Dressed Steer Avg:	N/A	Steer/Heifer Avg: \$206.16
Dressed Heifer Avg:	N/A	<b>TOTAL VOLUME:</b> 3,809
<a href="#">LM CT106</a>	<b>TOTAL WK TO DATE VOLUME:</b>	<b>13,733</b>
<b>Committed:</b>	<b>3,775</b>	<b>Delivered:</b> 4,526

<a href="#">LM CT137</a>	<b>IA-MN</b>	<a href="#">LM CT109</a>
<b>Neg. Cash Volume:</b>	4,500	<b>Dressed Formula Vol:</b> 1,728
Live Steer Avg:	\$125.89	Steer/Heifer Avg: \$200.62
Live Heifer Avg:	\$125.42	<b>Dressed Neg. Grid Vol:</b> 419
Dressed Steer Avg:	\$198.92	Steer/Heifer Avg: \$193.96
Dressed Heifer Avg:	\$198.27	<b>TOTAL VOLUME:</b> 6,647
<a href="#">LM CT106</a>	<b>TOTAL WK TO DATE VOLUME:</b>	<b>25,228</b>
<b>Committed:</b>	<b>4,925</b>	<b>Delivered:</b> 8,211

Thursday in Nebraska and Western Cornbelt negotiated cash trading was slow with moderate demand. In Nebraska a few live traded from 125.00-126.00. In the Western Cornbelt a few live traded at 126.00. Thursday in the Southern Plains negotiated cash trading was mostly inactive with light demand. However, not enough purchases in any price range in any region for a full market trend. For the prior week in Nebraska and Western Cornbelt live and dressed traded at 124.00 and 195.00, respectively. Last week in the Southern Plains live traded at 122.00.

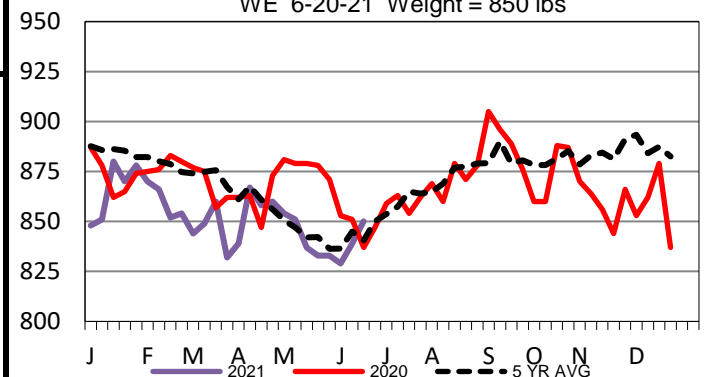
## Nebraska Formula Carcass Weights

WE 6-20-21 Weight = 868 lbs



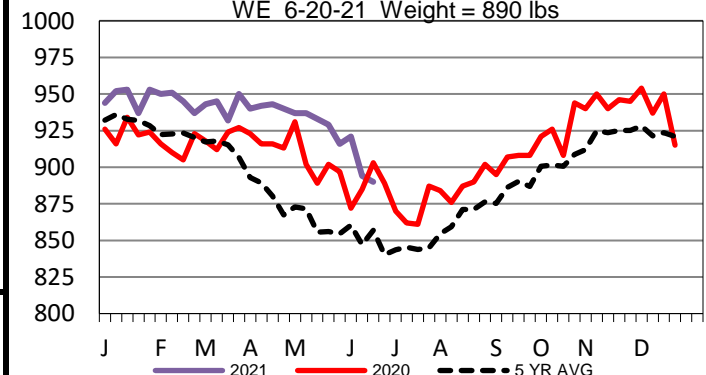
## Colorado Formula Carcass Weights

WE 6-20-21 Weight = 850 lbs



## Iowa-Minnesota Formula Carcass Weights

WE 6-20-21 Weight = 890 lbs



## USDA Livestock, Poultry and Grain Market News

St. Joseph, Missouri

Phone: 816-676-7000

[stjoe.lpgmn@ams.usda.gov](mailto:stjoe.lpgmn@ams.usda.gov)