

Daily Direct Steer and Heifer Slaughter Cattle Summary

For Trade on:

Tuesday, June 22, 2021

LM CT100	5-AREA	LM CT109
Neg. Cash Volume:	7,280	Dressed Formula Vol: 31,402
Live Steer Avg:	\$124.76	Steer/Heifer Avg: \$197.01
Live Heifer Avg:	\$121.88	Dressed Neg. Grid Vol: 4,980
Dressed Steer Avg:	\$197.42	Steer/Heifer Avg: \$196.08
Dressed Heifer Avg:	\$197.00	TOTAL VOLUME: 43,662
LM CT106	TOTAL WK TO DATE VOLUME:	111,149
Committed:	68,876	Delivered: 74,130

LM CT118	TX-OK-NM	LM CT109
Neg. Cash Volume:	739	Dressed Formula Vol: 7,869
Live Steer Avg:	\$122.00	Steer/Heifer Avg: \$194.11
Live Heifer Avg:	\$122.00	Dressed Neg. Grid Vol: 0
Dressed Steer Avg:	N/A	Steer/Heifer Avg: N/A
Dressed Heifer Avg:	N/A	TOTAL VOLUME: 8,608
LM CT106	TOTAL WK TO DATE VOLUME:	28,602
Committed:	20,696	Delivered: 21,130

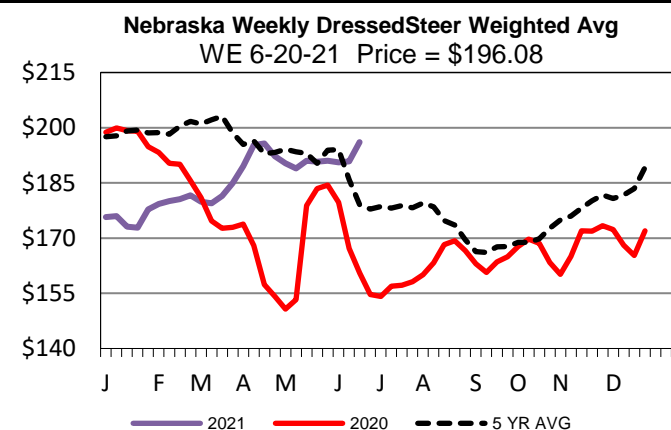
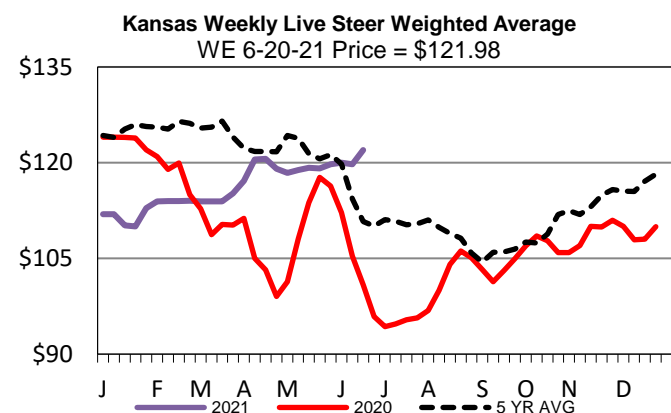
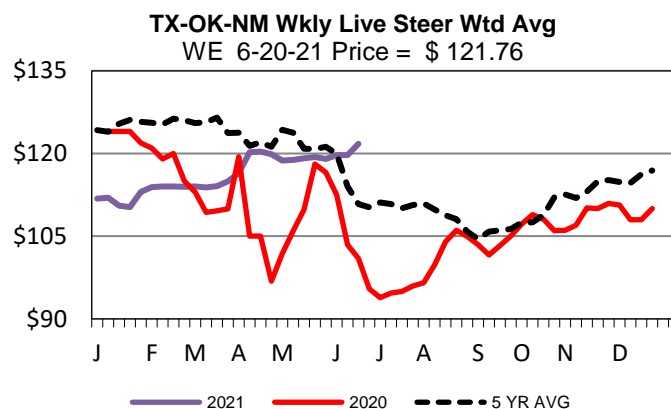
LM CT121	KANSAS	LM CT109
Neg. Cash Volume:	1,317	Dressed Formula Vol: 12,528
Live Steer Avg:	\$124.34	Steer/Heifer Avg: \$196.30
Live Heifer Avg:	\$120.00	Dressed Neg. Grid Vol: 45
Dressed Steer Avg:	N/A	Steer/Heifer Avg: \$204.33
Dressed Heifer Avg:	N/A	TOTAL VOLUME: 13,890
LM CT106	TOTAL WK TO DATE VOLUME:	38,136
Committed:	22,925	Delivered: 20,539

LM CT124	NEBRASKA	LM CT109
Neg. Cash Volume:	629	Dressed Formula Vol: 5,611
Live Steer Avg:	\$126.17	Steer/Heifer Avg: \$200.16
Live Heifer Avg:	N/A	Dressed Neg. Grid Vol: 2,856
Dressed Steer Avg:	\$197.00	Steer/Heifer Avg: \$196.12
Dressed Heifer Avg:	N/A	TOTAL VOLUME: 9,096
LM CT106	TOTAL WK TO DATE VOLUME:	25,938
Committed:	10,138	Delivered: 20,042

LM CT134	COLORADO	LM CT109
Neg. Cash Volume:	0	Dressed Formula Vol: 4,019
Live Steer Avg:	N/A	Steer/Heifer Avg: \$197.61
Live Heifer Avg:	N/A	Dressed Neg. Grid Vol: 1,033
Dressed Steer Avg:	N/A	Steer/Heifer Avg: \$197.25
Dressed Heifer Avg:	N/A	TOTAL VOLUME: 5,052
LM CT106	TOTAL WK TO DATE VOLUME:	6,504
Committed:	2,595	Delivered: 4,855

LM CT137	IA-MN	LM CT109
Neg. Cash Volume:	4,595	Dressed Formula Vol: 1,375
Live Steer Avg:	\$125.33	Steer/Heifer Avg: \$205.53
Live Heifer Avg:	\$125.57	Dressed Neg. Grid Vol: 1,046
Dressed Steer Avg:	\$197.56	Steer/Heifer Avg: \$194.49
Dressed Heifer Avg:	\$197.00	TOTAL VOLUME: 7,016
LM CT106	TOTAL WK TO DATE VOLUME:	12,214
Committed:	12,522	Delivered: 7,564

For Tuesday in the Southern Plains and Nebraska negotiated cash trading was limited on light demand. In the Western Cornbelt negotiated cash trading was slow on moderate demand. However, not enough purchases in any region for a full market trend. Last week in the Southern Plains live purchases traded at 122.00. For the prior week in Nebraska and Western Cornbelt live and dressed purchases traded at 124.00 and 195.00, respectively.



USDA Livestock, Poultry and Grain Market News

St. Joseph, Missouri

Phone: 816-676-7000

stjoe.lpgmn@ams.usda.gov