

Daily Direct Steer and Heifer Slaughter Cattle Summary

For Trade on:

Thursday, June 17, 2021

LM CT100	5-AREA	LM CT109
Neg. Cash Volume:	6,560	Dressed Formula Vol: 42,370
Live Steer Avg:	\$123.23	Steer/Heifer Avg: \$194.54
Live Heifer Avg:	\$122.06	Dressed Neg. Grid Vol: 1,830
Dressed Steer Avg:	\$197.22	Steer/Heifer Avg: \$193.42
Dressed Heifer Avg:	\$195.00	TOTAL VOLUME: 50,760
LM CT106	TOTAL WK TO DATE VOLUME:	244,038
Committed:	37,107	Delivered: 67,645

LM CT118	TX-OK-NM	LM CT109
Neg. Cash Volume:	295	Dressed Formula Vol: 16,154
Live Steer Avg:	\$122.00	Steer/Heifer Avg: \$191.43
Live Heifer Avg:	\$122.00	Dressed Neg. Grid Vol: 0
Dressed Steer Avg:	N/A	Steer/Heifer Avg: N/A
Dressed Heifer Avg:	N/A	TOTAL VOLUME: 16,449
LM CT106	TOTAL WK TO DATE VOLUME:	68,055
Committed:	7,099	Delivered: 19,990

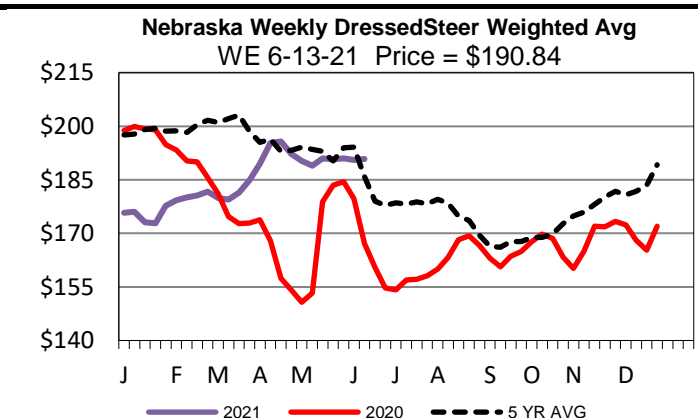
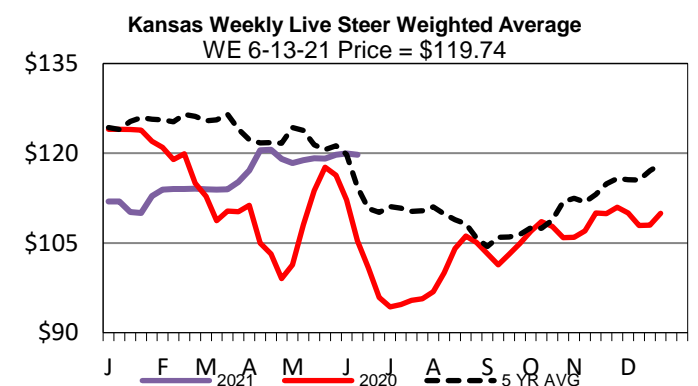
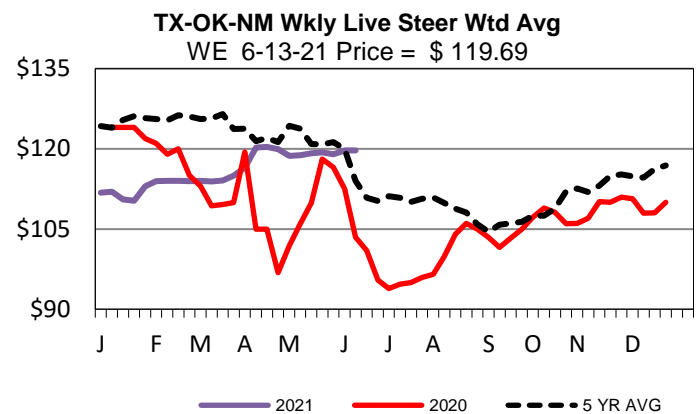
LM CT121	KANSAS	LM CT109
Neg. Cash Volume:	672	Dressed Formula Vol: 13,711
Live Steer Avg:	\$122.00	Steer/Heifer Avg: \$194.03
Live Heifer Avg:	\$122.00	Dressed Neg. Grid Vol: 100
Dressed Steer Avg:	N/A	Steer/Heifer Avg: \$193.55
Dressed Heifer Avg:	N/A	TOTAL VOLUME: 14,483
LM CT106	TOTAL WK TO DATE VOLUME:	88,030
Committed:	13,544	Delivered: 17,134

LM CT124	NEBRASKA	LM CT109
Neg. Cash Volume:	3,377	Dressed Formula Vol: 4,848
Live Steer Avg:	\$124.00	Steer/Heifer Avg: \$199.34
Live Heifer Avg:	\$124.00	Dressed Neg. Grid Vol: 1,201
Dressed Steer Avg:	\$198.00	Steer/Heifer Avg: \$193.72
Dressed Heifer Avg:	\$195.00	TOTAL VOLUME: 9,426
LM CT106	TOTAL WK TO DATE VOLUME:	56,799
Committed:	10,968	Delivered: 16,348

LM CT134	COLORADO	LM CT109
Neg. Cash Volume:	0	Dressed Formula Vol: 6,466
Live Steer Avg:	N/A	Steer/Heifer Avg: \$199.94
Live Heifer Avg:	N/A	Dressed Neg. Grid Vol: 102
Dressed Steer Avg:	N/A	Steer/Heifer Avg: \$198.68
Dressed Heifer Avg:	N/A	TOTAL VOLUME: 6,568
LM CT106	TOTAL WK TO DATE VOLUME:	15,267
Committed:	585	Delivered: 5,372

LM CT137	IA-MN	LM CT109
Neg. Cash Volume:	2,216	Dressed Formula Vol: 1,714
Live Steer Avg:	\$123.39	Steer/Heifer Avg: \$195.39
Live Heifer Avg:	N/A	Dressed Neg. Grid Vol: 427
Dressed Steer Avg:	\$195.67	Steer/Heifer Avg: \$191.29
Dressed Heifer Avg:	N/A	TOTAL VOLUME: 4,357
LM CT106	TOTAL WK TO DATE VOLUME:	26,757
Committed:	4,911	Delivered: 8,801

For Thursday negotiated cash trading in the Southern Plains was mostly inactive on very light demand. Negotiated cash trading was limited on light demand in Nebraska and the Western Cornbelt. Not enough purchases in any of these regions for a full market trend. Tuesday was the last reported market in the Southern Plains, with live purchases at 122.00. In Nebraska on Tuesday and the Western Cornbelt on Wednesday, live purchases traded at 124.00 and dressed purchases traded at 195.00.



USDA Livestock, Poultry and Grain Market News

St. Joseph, Missouri

Phone: 816-676-7000

stjoe.lpgmn@ams.usda.gov