

Daily Direct Steer and Heifer Slaughter Cattle Summary

For Trade on:

Wednesday, June 16, 2021

LM CT100	5-AREA	LM CT109
Neg. Cash Volume:	30,014	Dressed Formula Vol: 31,542
Live Steer Avg:	\$122.95	Steer/Heifer Avg: \$195.10
Live Heifer Avg:	\$122.85	Dressed Neg. Grid Vol: 2,657
Dressed Steer Avg:	\$194.77	Steer/Heifer Avg: \$193.03
Dressed Heifer Avg:	\$195.00	TOTAL VOLUME: 64,213
LM CT106	TOTAL WK TO DATE VOLUME:	193,278
Committed:	96,940	Delivered: 71,612

LM CT118	TX-OK-NM	LM CT109
Neg. Cash Volume:	1,103	Dressed Formula Vol: 10,361
Live Steer Avg:	\$121.23	Steer/Heifer Avg: \$194.87
Live Heifer Avg:	\$121.68	Dressed Neg. Grid Vol: 0
Dressed Steer Avg:	N/A	Steer/Heifer Avg: N/A
Dressed Heifer Avg:	N/A	TOTAL VOLUME: 11,464
LM CT106	TOTAL WK TO DATE VOLUME:	51,606
Committed:	28,337	Delivered: 21,892

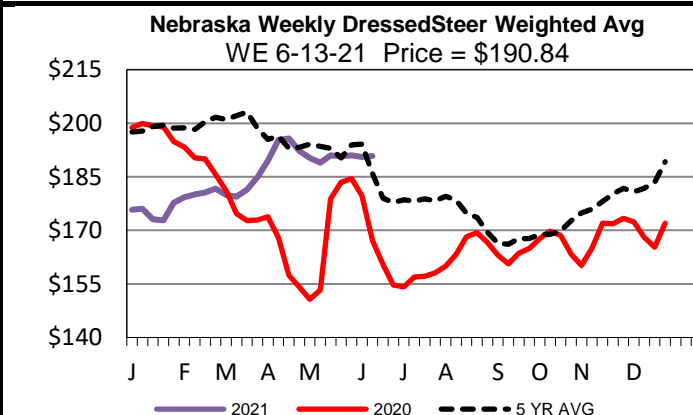
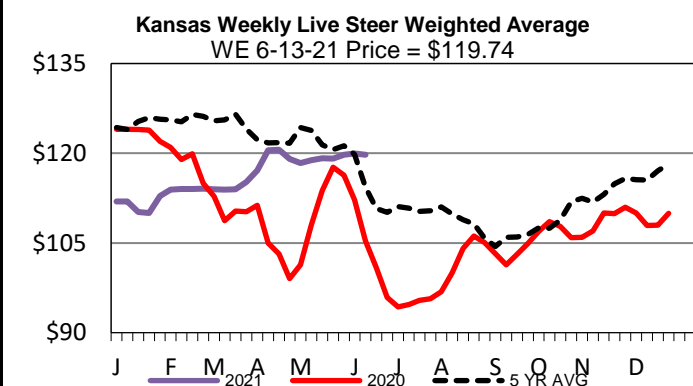
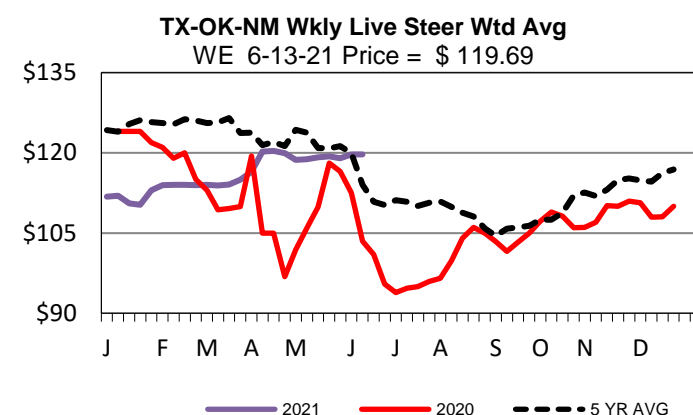
LM CT121	KANSAS	LM CT109
Neg. Cash Volume:	13,514	Dressed Formula Vol: 8,552
Live Steer Avg:	\$121.93	Steer/Heifer Avg: \$195.07
Live Heifer Avg:	\$122.12	Dressed Neg. Grid Vol: 14
Dressed Steer Avg:	\$194.00	Steer/Heifer Avg: \$189.42
Dressed Heifer Avg:	N/A	TOTAL VOLUME: 22,080
LM CT106	TOTAL WK TO DATE VOLUME:	73,547
Committed:	28,108	Delivered: 17,247

LM CT124	NEBRASKA	LM CT109
Neg. Cash Volume:	8,036	Dressed Formula Vol: 8,187
Live Steer Avg:	\$124.08	Steer/Heifer Avg: \$195.80
Live Heifer Avg:	\$124.23	Dressed Neg. Grid Vol: 1,317
Dressed Steer Avg:	\$195.33	Steer/Heifer Avg: \$193.14
Dressed Heifer Avg:	\$195.00	TOTAL VOLUME: 17,540
LM CT106	TOTAL WK TO DATE VOLUME:	47,373
Committed:	18,841	Delivered: 19,552

LM CT134	COLORADO	LM CT109
Neg. Cash Volume:	0	Dressed Formula Vol: 495
Live Steer Avg:	N/A	Steer/Heifer Avg: \$195.80
Live Heifer Avg:	N/A	Dressed Neg. Grid Vol: 0
Dressed Steer Avg:	N/A	Steer/Heifer Avg: N/A
Dressed Heifer Avg:	N/A	TOTAL VOLUME: 495
LM CT106	TOTAL WK TO DATE VOLUME:	8,719
Committed:	10,827	Delivered: 5,337

LM CT137	IA-MN	LM CT109
Neg. Cash Volume:	7,361	Dressed Formula Vol: 1,542
Live Steer Avg:	\$123.47	Steer/Heifer Avg: \$193.38
Live Heifer Avg:	\$123.78	Dressed Neg. Grid Vol: 684
Dressed Steer Avg:	\$195.10	Steer/Heifer Avg: \$192.90
Dressed Heifer Avg:	\$195.00	TOTAL VOLUME: 9,587
LM CT106	TOTAL WK TO DATE VOLUME:	22,400
Committed:	10,827	Delivered: 7,584

On Wednesday cash trade was slow on light demand in Kansas with live purchases steady compared to Tuesday at 122.00. In Nebraska, cash trade was slow on light demand with live purchases steady compared to Tuesday at 124.00. On Tuesday in Nebraska dressed purchases traded at 195.00. In the Western Cornbelt, trade was slow on light to moderate demand. Compared to last week, live purchases traded 3.00 to 4.00 higher at 124.00 with dressed purchases 4.00 to 5.00 higher at 195.00. On Tuesday in the Texas Panhandle live purchases traded at 122.00.



USDA Livestock, Poultry and Grain Market News

St. Joseph, Missouri

Phone: 816-676-7000

stjoe.lpgmn@ams.usda.gov