

Daily Direct Steer and Heifer Slaughter Cattle Summary

For Trade on:

Tuesday, June 15, 2021

LM CT100	5-AREA	LM CT109
Neg. Cash Volume:	17,120	Dressed Formula Vol: 28,450
Live Steer Avg:	\$122.57	Steer/Heifer Avg: \$199.32
Live Heifer Avg:	\$122.18	Dressed Neg. Grid Vol: 7,473
Dressed Steer Avg:	\$195.01	Steer/Heifer Avg: \$194.55
Dressed Heifer Avg:	\$194.86	TOTAL VOLUME: 53,043
LM CT106	TOTAL WK TO DATE VOLUME:	132,218
Committed:	132,589	Delivered: 70,484

LM CT118	TX-OK-NM	LM CT109
Neg. Cash Volume:	5,724	Dressed Formula Vol: 8,219
Live Steer Avg:	\$122.00	Steer/Heifer Avg: \$196.52
Live Heifer Avg:	\$121.92	Dressed Neg. Grid Vol: 0
Dressed Steer Avg:	N/A	Steer/Heifer Avg: N/A
Dressed Heifer Avg:	N/A	TOTAL VOLUME: 13,943
LM CT106	TOTAL WK TO DATE VOLUME:	40,142
Committed:	46,168	Delivered: 19,007

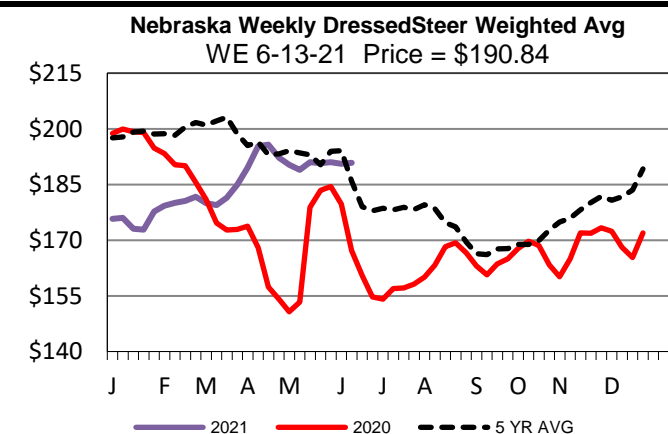
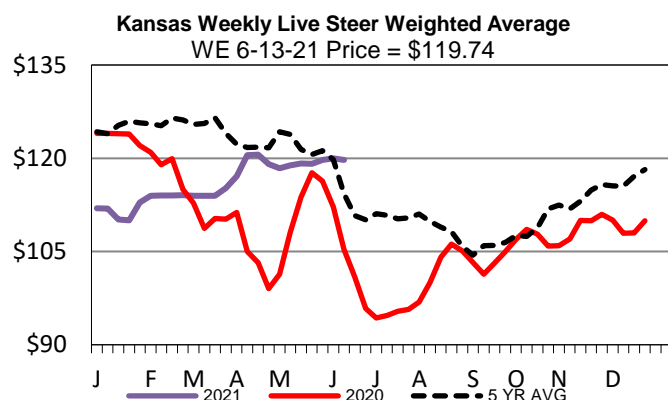
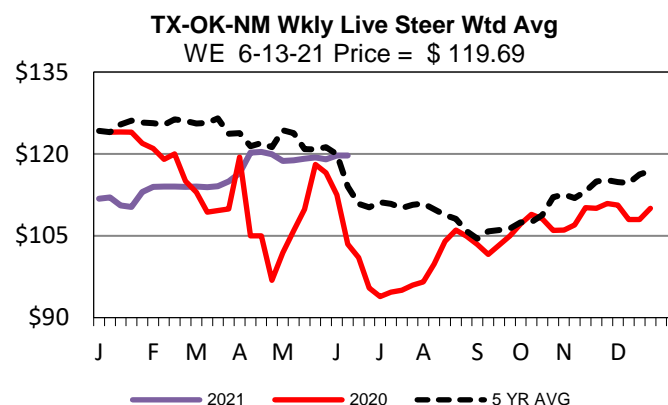
LM CT121	KANSAS	LM CT109
Neg. Cash Volume:	8,476	Dressed Formula Vol: 9,377
Live Steer Avg:	\$122.09	Steer/Heifer Avg: \$196.65
Live Heifer Avg:	\$122.00	Dressed Neg. Grid Vol: 263
Dressed Steer Avg:	N/A	Steer/Heifer Avg: \$195.30
Dressed Heifer Avg:	N/A	TOTAL VOLUME: 18,116
LM CT106	TOTAL WK TO DATE VOLUME:	51,467
Committed:	38,869	Delivered: 20,516

LM CT124	NEBRASKA	LM CT109
Neg. Cash Volume:	7,535	Dressed Formula Vol: 5,590
Live Steer Avg:	\$123.42	Steer/Heifer Avg: \$207.37
Live Heifer Avg:	\$124.00	Dressed Neg. Grid Vol: 5,141
Dressed Steer Avg:	\$194.96	Steer/Heifer Avg: \$194.19
Dressed Heifer Avg:	\$195.00	TOTAL VOLUME: 18,266
LM CT106	TOTAL WK TO DATE VOLUME:	29,833
Committed:	34,014	Delivered: 17,208

LM CT134	COLORADO	LM CT109
Neg. Cash Volume:	0	Dressed Formula Vol: 3,129
Live Steer Avg:	N/A	Steer/Heifer Avg: \$204.10
Live Heifer Avg:	N/A	Dressed Neg. Grid Vol: 715
Dressed Steer Avg:	N/A	Steer/Heifer Avg: \$197.25
Dressed Heifer Avg:	N/A	TOTAL VOLUME: 3,844
LM CT106	TOTAL WK TO DATE VOLUME:	8,224
Committed:	3,032	Delivered: 6,953

LM CT137	IA-MN	LM CT109
Neg. Cash Volume:	5,385	Dressed Formula Vol: 2,135
Live Steer Avg:	\$123.18	Steer/Heifer Avg: \$193.78
Live Heifer Avg:	\$124.00	Dressed Neg. Grid Vol: 1,427
Dressed Steer Avg:	\$195.09	Steer/Heifer Avg: \$194.29
Dressed Heifer Avg:	\$194.30	TOTAL VOLUME: 8,947
LM CT106	TOTAL WK TO DATE VOLUME:	12,813
Committed:	10,506	Delivered: 6,800

Tuesday cash trading in the Southern Plains was slow on light demand. Compared to last week, live traded 2.00 to 3.00 higher at 122.00. In Nebraska, cash trading was slow on light demand with live 4.00 higher at 124.00 and dressed 4.00 to 5.00 higher at 195.00, on a light test, compared to last week. Cash trading in the Western Cornbelt was limited on light demand with a few live and dressed at 124.00 and 195.00, respectively, however not enough for a full market trend. In the Western Cornbelt last week live traded from 120.00-121.00 and dressed traded from 190.00-191.00.



USDA Livestock, Poultry and Grain Market News

St. Joseph, Missouri

Phone: 816-676-7000

stjoe.lpgmn@ams.usda.gov